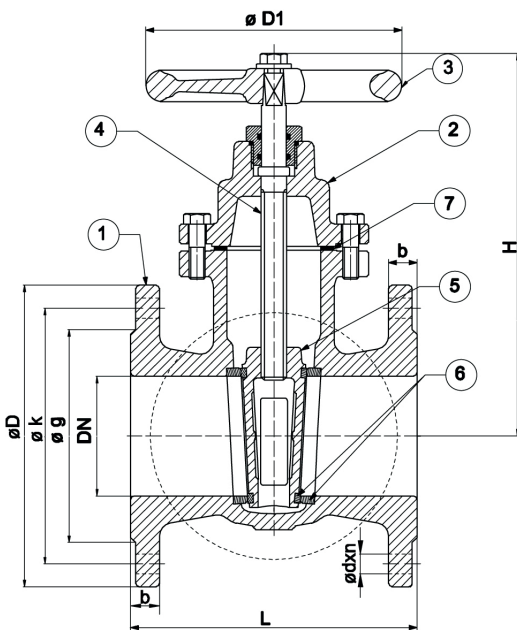



PN10/16 Cast Iron Gate Valve

Features

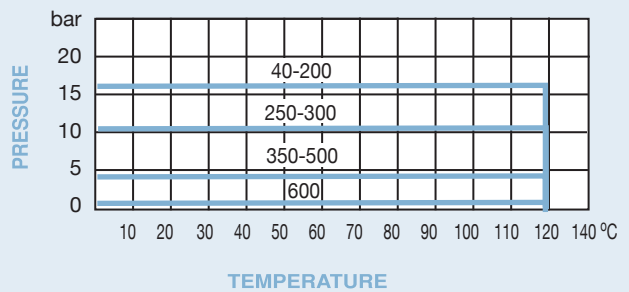
- Forged BS4504 PN16/10/4/2.5
- Cast Iron Body & Bonnet
- Stainless Steel Stem
- Seat Ring Brass
- Non Rising Stem



Technical Data

Max Pressure 16 Bar (40-200) 10 Bar (250-300)
 4 Bar (350-500) 2.5 Bar (600)
 Working Temperature -10°C to $+120^{\circ}\text{C}$

Pressure / Temperature



DN	40	50	65	80	100	125	150	200	250	300	350	400	500	600
L	140	150	170	180	190	200	210	230	250	270	290	310	350	390
H	170	180	230	245	265	355	400	490	615	700	835	910	1135	1300
D1	160	160	160	160	200	250	250	315	315	315	400	400	500	500
D	150	165	185	200	220	250	285	340	395	445	505	565	670	780
k	110	125	145	160	180	210	240	295	350	400	460	515	620	725
g	84	99	118	132	156	184	211	266	319	370	429	480	582	682
b	18	20	20	22	24	26	26	26	28	28	30	32	34	36
d	19	19	19	19	19	19	23	23	23	23	23	28	28	31
n	4	4	4	8	8	8	8	8	12	12	16	16	20	20
Kgs	9	10	15	17	23	37	45	80	123	166	225	290	460	680

N.	Part Name	Materials
1	Body	Cast Iron
2	Bonnet	Cast Iron
3	Handwheel	Cast Iron
4	Stem	Stainless Steel
5	Wedge	Cast Iron
6	Seats	Brass
7	Gasket	EPDM