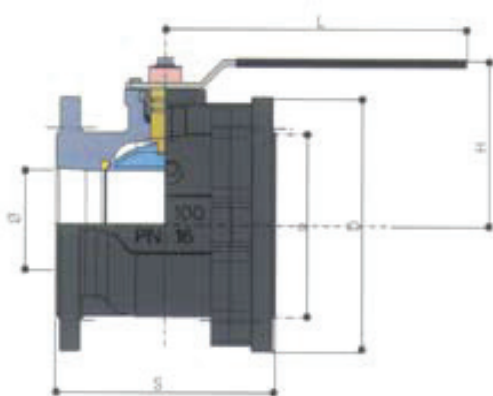

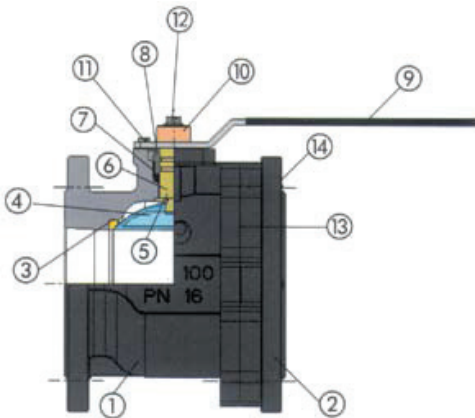



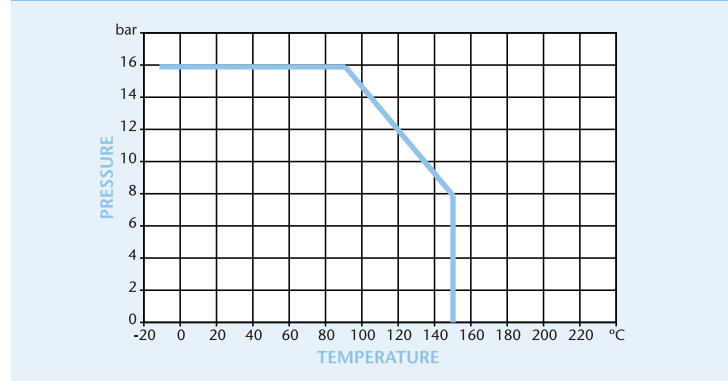
Cast Iron Ball Valve Flanged Ends

Features

- Flange Mounting PN16 Only
- ISO 5211 Direct Mount (Not 200mm)
- Art 77 Plated Brass
- BS EN 558-1 Series 14



Pressure/Temperature



DN	20	25	32	40	50	65	80	100	125	150	200
Ø	20	25	32	40	50	61	74	95	120	145	200
S	120	125	130	140	150	170	180	190	200	210	400
H	73	77	82	92	99	121	130	144	185	204	325
L	200	200	200	240	240	260	260	260	450	450	700
D	105	115	140	150	165	185	200	220	250	285	340
a	75	85	100	110	125	145	160	180	210	240	295
ISO	F04	F04	F04	F05	F05	F07	F07	F07	F10	F10	N/A
ØF	42	42	42	50	50	70	70	70	102	102	N/A
cC	9	9	9	14	14	17	17	17	22	22	N/A
N-Mb	4xM12	4xM12	4xM16	4xM16	4xM16	4xM16	8xM16	8xM16	8xM16	12xM20	12x22
Torque	20	25	31,25	37,5	50	62,5	100	150	175	187,5	N/A
Kgs	3.0	3.8	5.4	6.0	7.5	12.0	14.5	18.2	32.0	39.5	94.0

N.	Part Name	Materials
1	Body	Cast Iron GG25
2	Flange	Cast Iron GG25
3	Seat	PTFE
4	Ball	CP Brass
5	Seal	PTFE
6	Stem	Steel
7	O-Ring	HNBR
8	Stem Seat	PTFE
9	Packing Nut	Brass
10	Handle	Steel PVC Coated
11	Cap	Brass
12	Screw	Steel Zinc Plated
13	Screw	Steel Zinc Plated
14	O-Ring	HNBR
15	Screw	Steel Zinc Plated

Technical Data

Pressure 16 Bar

Working Temperature -10°C to +150°C

Dimensions in mm

This data sheet is designed as a guide and should not be regarded as wholly accurate in every detail. We reserve the right to amend the specification of any product without notice.