



## ART 257 Locking Device for ART 45 Ball Valve Series




DN	Choice of Handle							
	1/4"	3/8"	1/2"	3/4"	1"	1 1/4"	1 1/2"	2"
45-46-47	M	M	1A	1A	2A	2A	3A	3A
	M		1A		2A		3A	
L2	95		120		150		160	
N.	Part Name		Materials					
1	Handle		Steel/Nickel Plated					
2	Slide Device		Steel/Nickel Plated					

## ART 97 Thermal Extension




DN	1/4"	3/8"	1/2"	3/4"	1"	1 1/4"	1 1/2"	2"	2 1/2"	3"	4"
Art 45T	M	M	1A	1A	2A	2A	3A	3A	5A	5A	5A
Art 45P	M	M	1A	1A	2A	2A	3A	3A	5A	5A	5A
Art 70/71	T1A	T1A	T2A	T2A	T3A	T3A	T4A	T4A			
	M		1A		2A		3A		4A		5A
H	50		55		65		75		90		100
N.	Part Name		Materials								
1	Extension		Brass/Nickel Plated								
2	Stem		Brass								
3	Fix Cover		Plastic								
4	Screw		Steel								

## ART 257C Locking Device for ART 40, 50, 59, 89 Ball Valve Series



DN	Choice of Handle					
	1/2"-15mm	3/4"-22mm	1"-28mm	1 1/4"-35mm	1 1/2"-42mm	2"-54mm
40-50-59-89	C1	C1	C2	C3	C3	C4
	C1		C2		C4	
L2	100		125		165	
N.	Part Name		Materials			
1	Handle		Steel/Nickel Plated			
2	Slide Device		Steel/Nickel Plated			

## ART 97C Thermal Extension



DN	1/2"	3/4"	1"	1 1/4"	1 1/2"	2"
Art 40	1B	1B	2B	3B	3B	4B
Art 89	1B	1B	2B	3B	3B	4B
Art 50	1B	1B	2B	3B	3B	4B
Art 59	1B	1B	2B	3B	3B	4B
	1B		2B		4B	
H	55		65		85	
N.	Part Name		Materials			
1	Extension		Brass/Nickel Plated			
2	Stem		Brass			

Dimensions in mm

This data sheet is designed as a guide and should not be regarded as wholly accurate in every detail. We reserve the right to amend the specification of any product without notice.