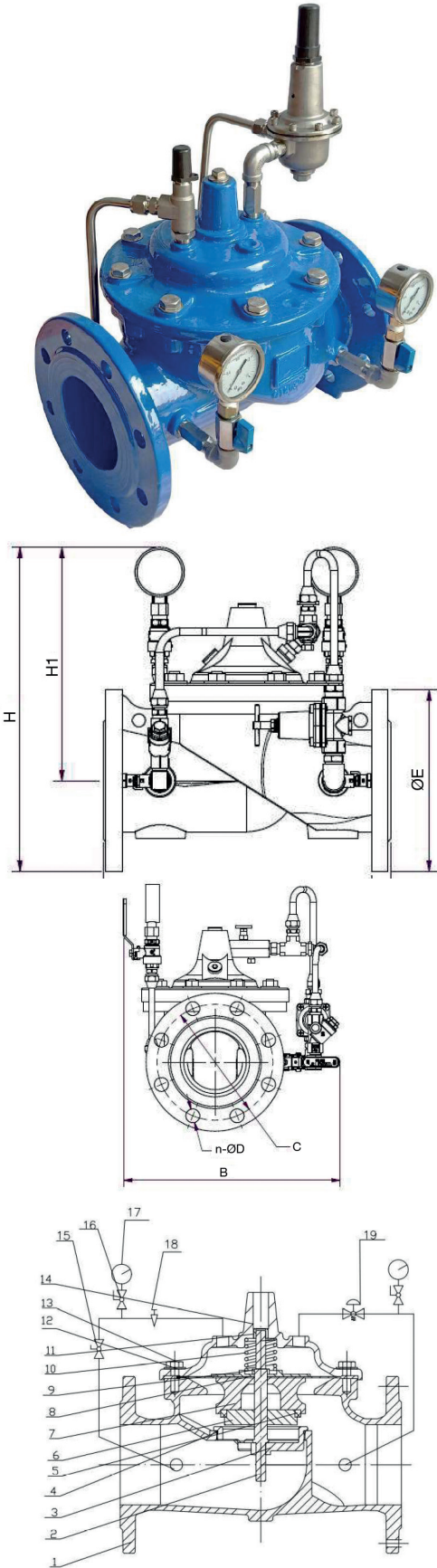
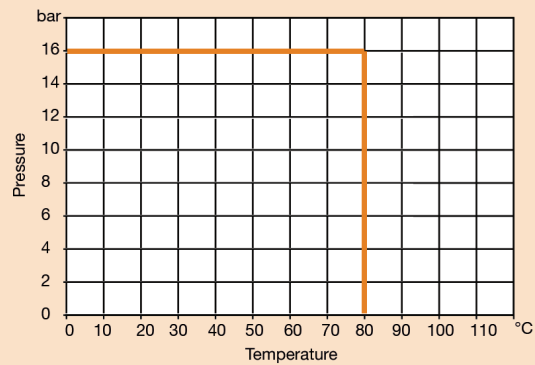


PN16 Adjustable Pressure Reducing Valve

Features

- Automatic Control Valve
- Suitable for potable water applications
- WRAS approved epoxy coated body
- Pressure adjusted by Integral Pilot Valve
- Conforms to BS EN 558-1 Series 1
- Flange conforms to BS EN 1092 PN16
- Available flanged PN25
- Stainless steel pilot tubing and valves

Pressure/Temperature



| DN | 50 | 65 | 80 | 100 | 125 | 150 | 200 | 250 | 300 |
|-----|-------|-------|-------|-------|-------|-------|--------|--------|--------|
| L | 230 | 290 | 310 | 350 | 400 | 480 | 600 | 730 | 850 |
| E | 165 | 185 | 200 | 220 | 250 | 285 | 340 | 405 | 460 |
| C | 125 | 145 | 160 | 180 | 210 | 240 | 295 | 355 | 410 |
| n-d | 4-Ø19 | 4-Ø19 | 8-Ø19 | 8-Ø19 | 8-Ø19 | 8-Ø23 | 12-Ø23 | 12-Ø28 | 12-Ø28 |
| B | 265 | 300 | 310 | 320 | 350 | 385 | 440 | 505 | 560 |
| H | 452 | 462 | 470 | 483 | 498 | 513 | 540 | 573 | 598 |
| H1 | 369 | 370 | 370 | 373 | 373 | 376 | 376 | 378 | 396 |
| Kgs | 13 | 17 | 23 | 30 | 65 | 69 | 132 | 315 | 420 |

| N. | Part Name | Materials |
|----|------------------|---------------------|
| 1 | Body | Ductile Iron |
| 2 | Stem | Stainless Steel 304 |
| 3 | Seat | Stainless Steel 304 |
| 4 | O-Ring | NBR |
| 5 | Disc Ring | NBR |
| 6 | Disc Retailer | Ductile Iron |
| 7 | Disc Guide | Ductile Iron |
| 8 | Diaphragm | NBR + Nylon |
| 9 | Diaphragm Washer | Ductile Iron |
| 10 | Spring | Stainless Steel 304 |
| 11 | Cover Bearing | Stainless Steel 304 |
| 12 | Screw | Stainless Steel 304 |
| 13 | Washer | Stainless Steel 304 |
| 14 | Cover | Ductile Iron |
| 15 | Ball Valve | Stainless Steel 304 |
| 16 | Ball Valve | Stainless Steel 304 |
| 17 | Gauge | Stainless Steel 304 |
| 18 | Needle Valve | Stainless Steel 304 |
| 19 | Pilot Valve | Stainless Steel 304 |

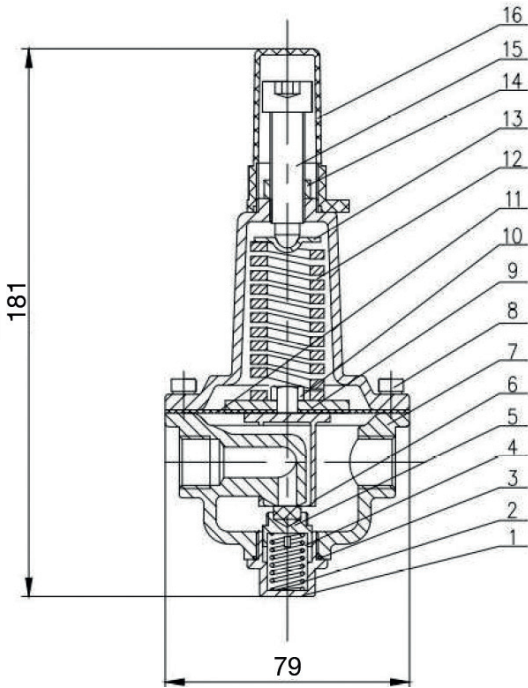
Technical Data

| | |
|---------------------|--------------|
| Max Pressure | 16 Bar |
| Working Temperature | 0°C to +80°C |

Dimensions in mm

This data sheet is designed as a guide and should not be regarded as wholly accurate in every detail. We reserve the right to amend the specification of any product without notice.

Pilot Valve Detail



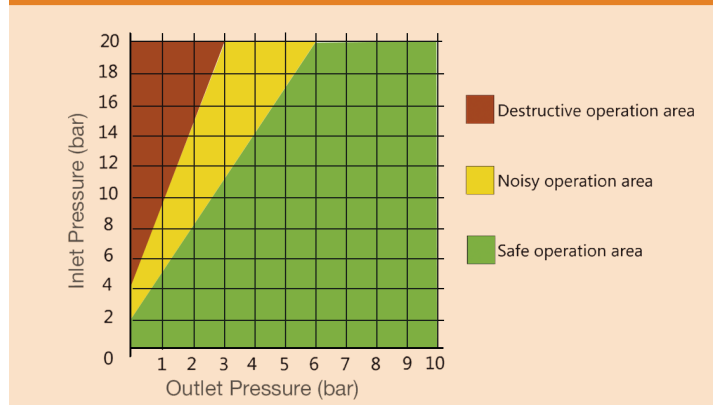
Fitted with standard Pilot Valve
0.70 to 12.00 Bar (10 to 175 PSI)
Factory set to 3.5 Bar (50 PSI)

Other Pilot Valves available
1.40 to 12.00 Bar (20 to 175 PSI)
2.10 to 20.00 Bar (30 to 300 PSI)

Pilot Valve

| N. | Part Name | Materials |
|----|------------------|---------------------|
| 1 | Plug | Stainless Steel 304 |
| 2 | Spring | Stainless Steel 304 |
| 3 | O-Ring | NBR |
| 4 | Seat | Stainless Steel 304 |
| 5 | Disc | NBR |
| 6 | Yoke | Stainless Steel 304 |
| 7 | Body | Stainless Steel 304 |
| 8 | Screw | Stainless Steel 304 |
| 9 | Diaphragm Washer | Stainless Steel 304 |
| 10 | Nut | Stainless Steel 304 |
| 11 | Diaphragm | NBR + Nylon |
| 12 | Spring | Stainless Steel 304 |
| 13 | Spring Holder | Stainless Steel 304 |
| 14 | Locking Nut | Stainless Steel 304 |
| 15 | Adjusting Screw | Stainless Steel 304 |
| 16 | Cap | ABS |

Operation Cavitation Chart



Flow curve of the main valve at fully open status

