


ART 257 Locking Device for ART 45 & ART 257C for ART 40, 50, 59, 89 Ball Valve Series



ART 257

DN	Choice of Handle							
	1/4"	3/8"	1/2"	3/4"	1"	1 1/4"	1 1/2"	2"
45-46-47	M	M	1A	1A	2A	2A	3A	3A
L2	M		1A		2A		3A	
	95		120		150		160	

ART 257C

DN	Choice of Handle						
	1/2"-15mm	3/4"-22mm	1"-28mm	1 1/4"-35mm	1 1/2"-42mm	2"-54mm	
40-50-59-89	C1	C1	C2	C3	C3	C4	
L2	C1		C2		C3		C4
	100		125		150		165


N.	Part Name	Materials
1	Handle	Steel/Nickel Plated
2	Slide Device	Steel/Nickel Plated

ART 96 Tee Handle to suit ART 40, 50, 59, 89 Ball Valve Series



	15mm	22mm	28mm
L	84	84	102
H	54	54	64


ART 97 Thermal Extension



DN	1/4"	3/8"	1/2"	3/4"	1"	1 1/4"	1 1/2"	2"	2 1/2"	3"	4"
Art 45T	M	M	1A	1A	2A	2A	3A	3A	5A	5A	5A
Art 45P	M	M	1A	1A	2A	2A	3A	3A	5A	5A	5A
Art 70/71	T1A	T1A	T2A	T2A	T3A	T3A	T4A	T4A			
H	M		1A		2A		3A		4A		5A
	50		55		65		75		90		100

N.	Part Name	Materials
1	Extention	Brass/Nickel Plated
2	Stem	Brass
3	Fix Cover	Plastic
4	Screw	Steel

ART 97C Thermal Extension



DN	1/2"	3/4"	1"	1 1/4"	1 1/2"	2"	
Art 40	1B	1B	2B	3B	3B	4B	
Art 89	1B	1B	2B	3B	3B	4B	
Art 50	1B	1B	2B	3B	3B	4B	
Art 59	1B	1B	2B	3B	3B	4B	
H	1B		2B		3B		4B
	55		65		75		85

N.	Part Name	Materials
1	Extension	Brass/Nickel Plated
2	Stem	Brass

Dimensions in mm

This data sheet is designed as a guide and should not be regarded as wholly accurate in every detail. We reserve the right to amend the specification of any product without notice.