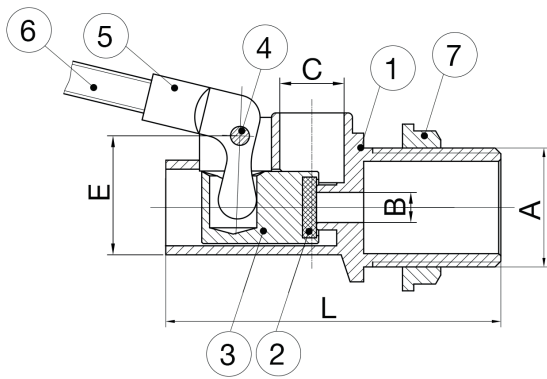



DZR Brass Float Valve

Features

- Screwed BSP Parallel (ISO 228/1)
- Supplied with locknut
- Machined fixed flange on valve body
- All DZR brass bodies
- DZR long and short arm options
- No jam single lever action
- Replaceable seals



Arms - DZR with threads on both ends

Model	A	B	C
End #1 Thread	5/16 - 18	3/8 - 16	M12*1.75
Length	254	305	432
End #2 Thread	5/16 - 18	3/8 - 16	M12*1.75
Kgs	0.09	0.18	0.38

Plastic floats - Polyethylene

Diameter Size	4 1/2"	5"	6"	8"	10"
Thread Connection	5/16-18	5/16-18	3/8-16	M12*1.75	M12*1.75
Kgs	0.08	0.13	0.18	0.37	0.67

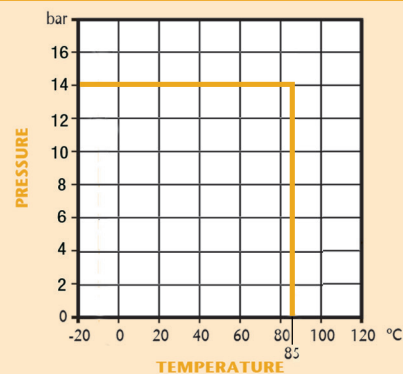
Technical Data

Max Pressure	14 Bar
Working Temperature	-20°C to +85°C

Dimensions in mm

This data sheet is designed as a guide and should not be regarded as wholly accurate in every detail. We reserve the right to amend the specification of any product without notice.

Pressure / Temperature



DN	1/2"	3/4"	1"	1 1/4"	1 1/2"	2"
B	8	8	14	25	25	25
C	14.2	14.2	18.5	32	32	32
E	24	26.2	38	51	51	51
L	70.5	74.5	87.5	165.5	168.5	168.5
Float Size	4 1/2"	5"	6"	8"	10"	10"
Arm Type	A	A	B	C	C	C
Kgs (valve)	0.32	0.42	0.81	1.80	2.18	2.25

N.	Part Name	Materials
1	Body	DZR Brass CW602
2	Washer	NBR
3	Piston	DZR Brass CW602
4	Pin	DZR Brass CW602
5	Plunger	DZR Brass CW602
6	Lever	DZR Brass CW602
7	Back Nut	DZR Brass CW602

Flow Specifications

Flow	Pressure	Flow	Pressure	Flow
1/2"	50psi	20 gpm	100psi	31 gpm
3/4"	50psi	40 gpm	100psi	60 gpm
1"	50psi	100 gpm	100psi	150 gpm
1 1/2" - 2"	50psi	250 gpm	100psi	348 gpm