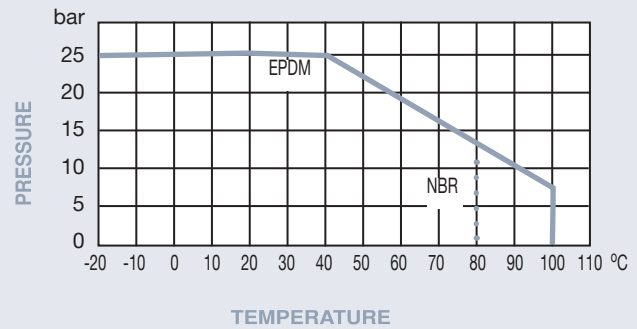


PN25 Flanged Flexible Connector

Features

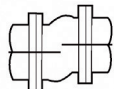
- Flanged PN25
- EPDM/NBR Body
- Zinc Plated Carbon Steel Flanges
- Nylon Cord Fabric with Steel Reinforcement

Pressure / Temperature

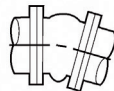


DN	1 1/4"	1 1/2"	2"	2 1/2"	3"	4"	5"	6"	8"	10"	12"
D	140	150	165	185	200	235	270	300	360	425	485
D1	100	110	125	145	160	190	220	250	310	370	430
b	16	16	18	18	20	20	22	24	26	28	30
L	130	130	130	130	130	130	130	130	130	130	130
Ø-n	18-4	18-4	18-4	18-8	18-8	22-8	26-8	26-8	26-12	30-12	30-16
HD	12	12	12	12	12	12	12	12	12	12	12
DA	15°	15°	15°	15°	15°	15°	15°	15°	15°	15°	15°
Ext	8	8	8	8	8	8	8	8	8	8	8
Comp	15	15	15	15	15	15	15	15	15	15	15
Kgs	3.4	3.9	5.3	6.1	7.6	10.4	14.3	18.5	26.8	38.1	46.1

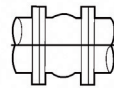
HD - Horizontal Displacement



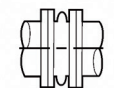
DA - Deflection Angular



Ext - Extension



Comp - Compression



Technical Data

Max Pressure	25 Bar
Working Temperature	-20°C to +100°C EPDM -20°C to +80°C NBR

N.	Part Name	Materials 421	Materials 431
1	Body	EPDM	NBR
2	Flange	Carbon Steel	Carbon Steel
3	Pressure Ring	Steel Wire	Steel Wire
4	Flange	Carbon Steel	Carbon Steel

Dimensions in mm

This data sheet is designed as a guide and should not be regarded as wholly accurate in every detail. We reserve the right to amend the specification of any product without notice.