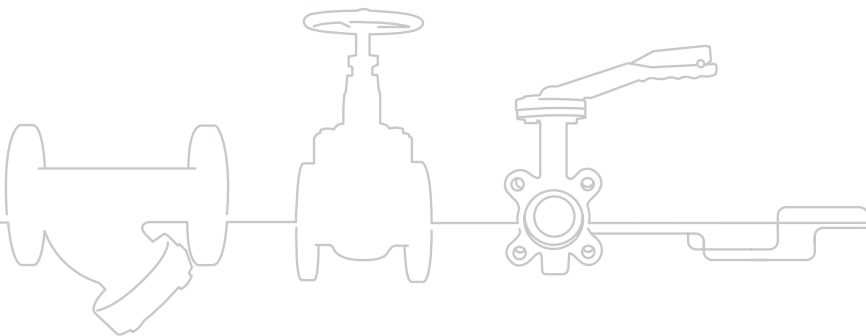


Bronze Valves



Product Information



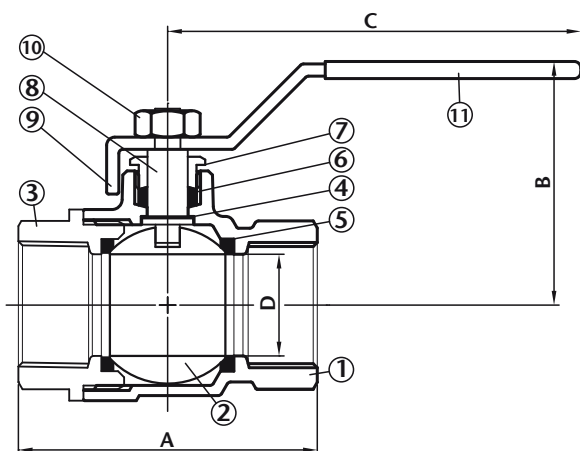
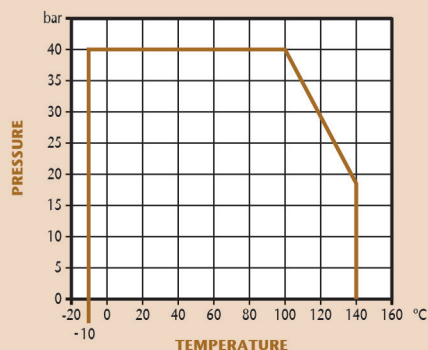
PN40 Bronze Ball Valve

Features

- Available in Screwed BSP Taper (ISO 7/1) or NPT (ANSI B1.20.1)
- Full Bore
- PTFE Seats & Seals
- PN40 Rated
- Blow-out Proof Stem
- WRAS Approved
- MSS-SP-110



Pressure / Temperature



DN	15	20	25	32	40	50
A	55	62	73	83	92	107
B	46	55	62	70	75	82
C	82	103	106	106	150	160
Kgs	0.22	0.35	0.56	0.71	1.11	1.91

Technical Data

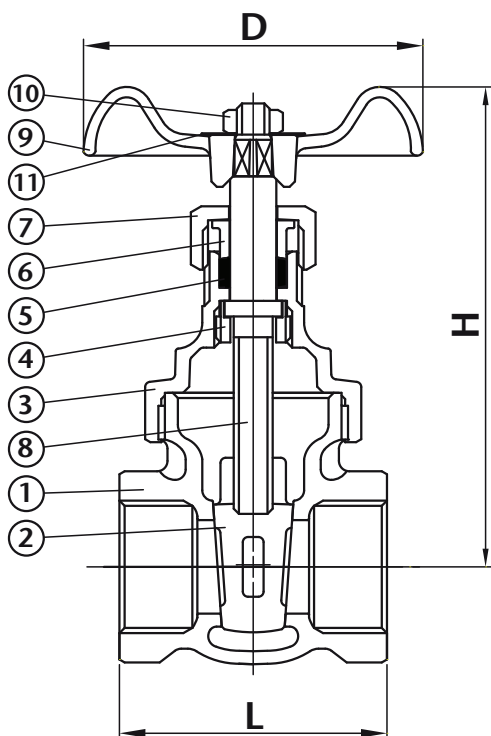
Max Pressure	40 Bar
Working Temperature	-10°C to +140°C

Dimensions in mm

This data sheet is designed as a guide and should not be regarded as wholly accurate in every detail. We reserve the right to amend the specification of any product without notice.

N.	Part Name	Materials
1	Body	Bronze - ASTM B62 C83600
2	Ball*	Brass/Chrome Plated - ASTM B16 - CA360
3	End Cap	Bronze - ASTM B62 C83600
4	Thrust Washer	PTFE
5	Ball Seats	PTFE
6	Stem Packing	PTFE
7	Packing Guard	Brass - ASTM B16 CA360
8	Stem	Brass - ASTM B16 CA360
9	Handle	Steel - ASTM A107
10	Handle Nut	Steel - ASTM A107
11	Sleeve	Vinyl

* DN15-DN25 Solid Ball. DN32-DN50 Hollow Ball.



Technical Data

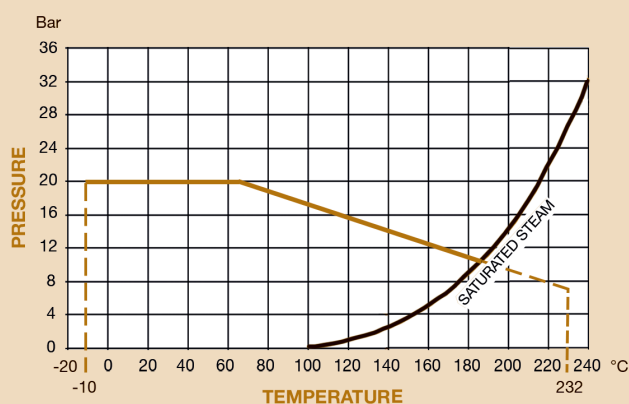
Max Pressure	20 Bar
Working Temperature	-10°C to +232°C

PN20 Bronze Gate Valve

Features

- Available in Screwed BSP Taper (ISO 7/1) or NPT (ANSI B1.20.1)
- Bronze Body & Disc
- PN20 Rated
- BS 5154 (BS EN12288) / MSS-SP-80
- Screwed Bonnet
- WRAS Approved

PRESSURE / TEMPERATURE

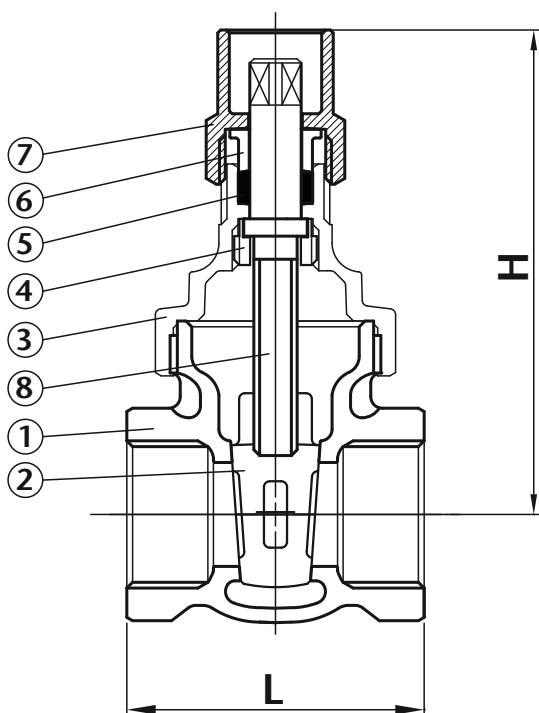


DN	15	20	25	32	40	50
L	47.5	51.5	58.6	63.0	66.5	73.5
H	78.0	94.0	109.0	120.0	142.0	163.0
D	53.0	63.5	68.5	80.0	90.0	103.0
Kgs	0.33	0.48	0.65	0.93	1.24	1.92

N.	Part Name	Materials
1	Body	Bronze - ASTM B62 C83600
2	Disc	Bronze - ASTM B62 C83600
3	Bonnet	Bronze - ASTM B62 C83600
4	Lock Nut	Brass - ASTM B16 C36000
5	Stem Packing	PTFE
6	Gland	Brass - ASTM B16 C36000
7	Packing Nut	Brass - ASTM B16 C36000
8	Stem	Brass - ASTM B16 C36000
9	Hand Wheel	Cast Iron - ASTM A126 CLASS B
10	Wheel Nut	Steel Zn Plated - ASTM A563
11	Name Plate	Aluminium - ASTM B29 1100

Dimensions in mm

This data sheet is designed as a guide and should not be regarded as wholly accurate in every detail. We reserve the right to amend the specification of any product without notice.



Technical Data

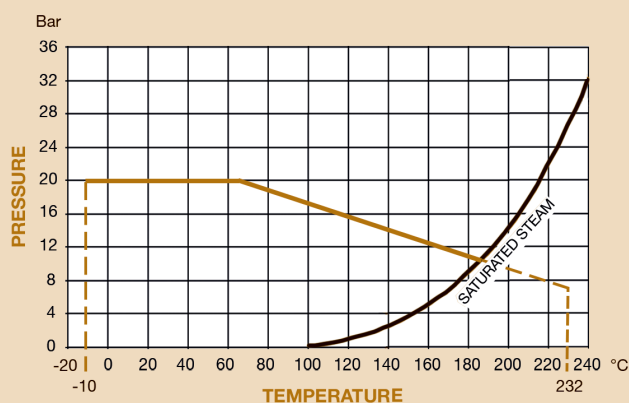
Max Pressure	20 Bar
Working Temperature	-10°C to +232°C

PN20 Bronze Gate Valve

Features

- Available in Screwed BSP Taper (ISO 7/1) or NPT (ANSI B1.20.1)
- Bronze Body & Disc
- PN20 Rated
- BS 5154 (BS EN12288) / MSS-SP-80
- Screwed Bonnet
- Lock Shield
- WRAS Approved

PRESSURE / TEMPERATURE

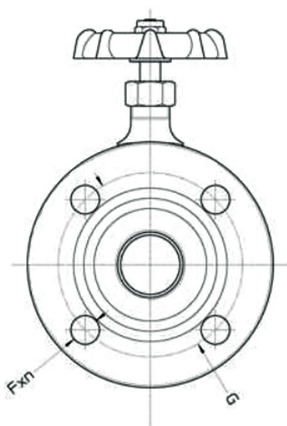
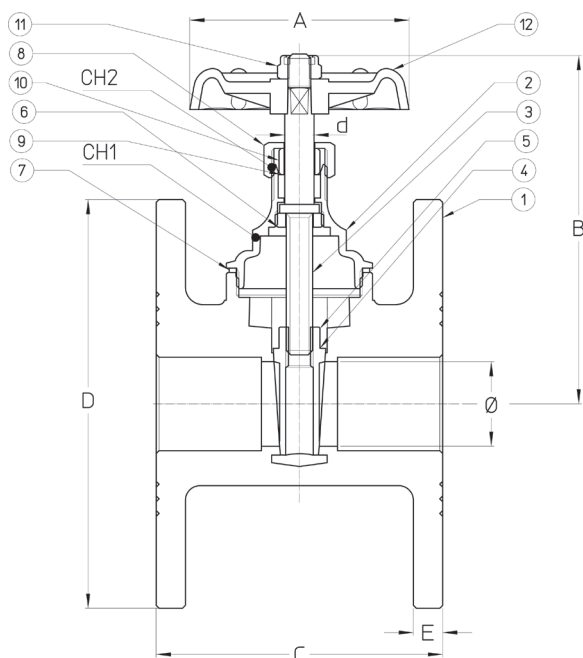



DN	15	20	25	32	40	50
L	47.5	51.5	58.6	63.0	66.5	73.5
H	70.0	80.5	94.0	110.5	123.5	146.5
S	6.3	6.3	6.3	8.0	8.0	9.5
Kgs	0.28	0.40	0.56	0.79	1.06	1.62

N.	Part Name	Materials
1	Body	Bronze - ASTM B62 C83600
2	Disc	Bronze - ASTM B62 C83600
3	Bonnet	Bronze - ASTM B62 C83600
4	Lock Nut	Brass - ASTM B16 C36000
5	Stem Packing	PTFE
6	Gland	Brass - ASTM B16 C36000
7	Packing Nut	Brass - ASTM B16 C36000
8	Stem	Brass - ASTM B16 C36000

Dimensions in mm

This data sheet is designed as a guide and should not be regarded as wholly accurate in every detail. We reserve the right to amend the specification of any product without notice.



Technical Data

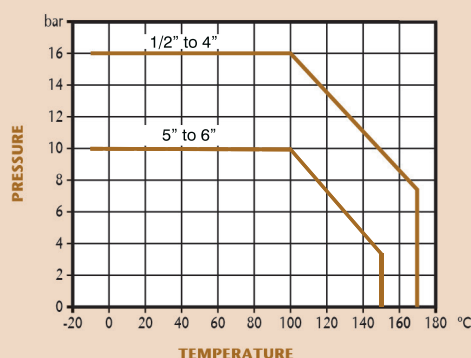
Max Pressure	16 Bar (1/2" - 4") 10 Bar (5" - 6")
Working Temperature	-10°C to +170°C (1/2" - 4") -10°C to +150°C (5" - 6")

PN16 Flanged Bronze Gate Valve

Features

- Flanged PN16 (undrilled on request)
- Bronze Body
- PN 16 Rated
- BS 5154 (BS EN12288)

Pressure / Temperature

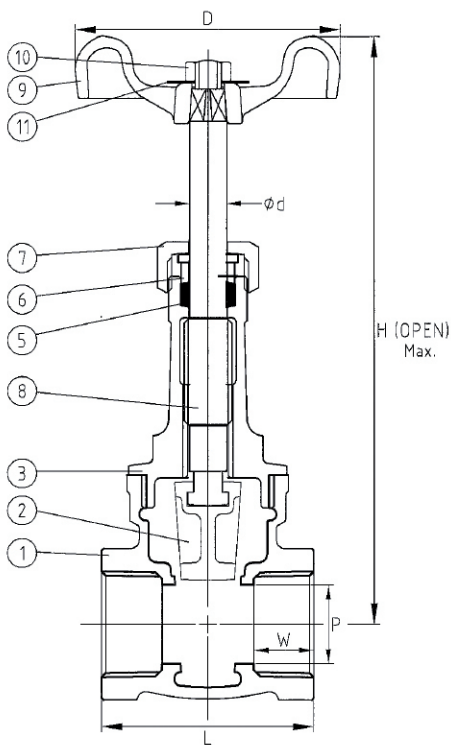


DN	1/2"	3/4"	1"	1 1/4"	1 1/2"	2"	2 1/4"	2 1/2"	3"	4"	5"	6"
Ø	15	20	25	32	40	50	60	70	80	100	125	150
A	55	60	65	75	80	90	90	110	120	140	175	175
B	84	95.5	104	120.5	135	148.5	173	185.5	206	264	316.5	361
C	69	84.5	89	97.5	113	124	140	153.5	158	169.5	191	209.5
D	95	105	119	138.5	147	165	175	183.5	199	229	256	285
E	8.5	9	9.5	10	10.5	9	12	12	12	14	16	18
CH1	24	30	32	32	39	47	49	55	66	84	114	136
CH2	18	18	18	21	23	25	25	30	30	37	45	50
d	8	8	8	10	10	12	12	13	14	17	19	21
Fxn	14x4	14x4	14x4	18x4	18x4	18x4	18x4	18x4	18x8	18x8	18x8	22x8
G	65	75	85	100	110	125	135	145	160	180	210	240
Kgs	1.20	1.6	2.16	3.01	3.15	4.53	5.90	7.42	8.65	13.66	20.66	26.56

N.	Part Name	Materials
1	Body	Bronze
2	Bonnet	Brass
3	Stem	Brass
4	Wedge	1/4"-4" Brass
5	Wedge	5"-6" Bronze
6	Stem Ring	Brass
7	Packing	NA 1030 Gr
8	Gland Nut	Brass
9	Gland Packing	AF 15/MA
10	Gland	Brass
11	Nut	Steel
12	Handwheel	Aluminium Alloy

Dimensions in mm

This data sheet is designed as a guide and should not be regarded as wholly accurate in every detail. We reserve the right to amend the specification of any product without notice.



Technical Data

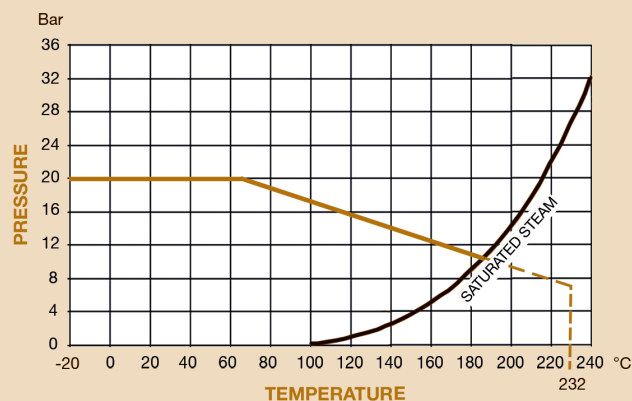
Max Pressure	20 Bar
Working Temperature	-20°C to 232°C

PN20 Bronze Gate Valve Rising Stem

Features

- Available in Screwed BSP Taper (ISO 7/1) or NPT (ANSI B1.20.1)
- Bronze Body & Disc
- PN20 Rated
- BS 5154 (BS EN12288) / MSS-SP-80
- Screwed Bonnet
- WRAS Approved

PRESSURE / TEMPERATURE

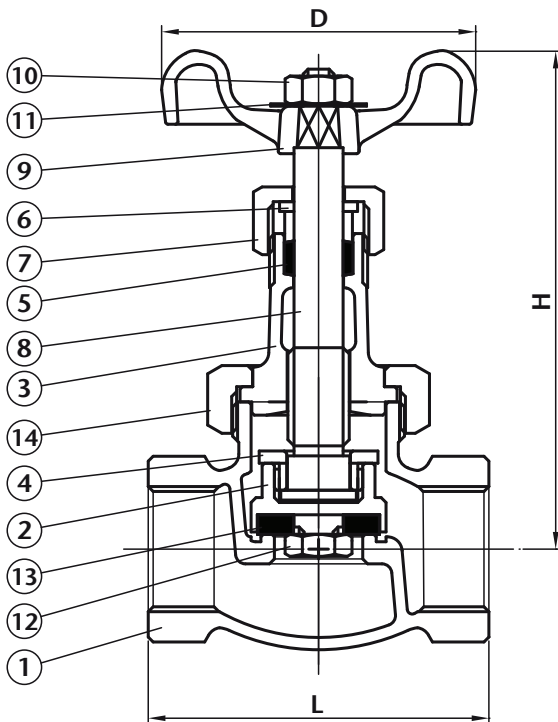



DN	1/2"	3/4"	1"	1.1/4"	1.1/2"	2"
L	48.0	52.0	59.0	64.0	68.0	74.5
H	117.0	140.0	167.0	195.0	222.0	264.0
D	53.0	64.0	73.0	80.0	90.0	102.0
P	13.0	19.0	25.0	31.7	38.1	50.0
W	13.7	15.0	17.8	18.0	19.0	20.5
d	7.9	8.9	10.2	10.9	12.2	13.5
Kgs	0.35	0.53	0.75	1.05	1.41	2.03

N.	Part Name	Materials
1	Body	Cast Bronze - ASTM B62 C83600
2	Disc	Cast Bronze - ASTM B62 C83600
3	Bonnet	Cast Bronze - ASTM B62 C83600
5	Stem Packing	Teflon - PTFE
6	Gland	Brass - ASTM B16 C36000
7	Packing Nut	Brass - ASTM B16 C36000
8	Stem	Bronze - DZR
9	Hand Wheel	Cast Iron - ASTM A126 CLASS B
10	Wheel Nut	Steel - ASTM A563 Zn Plated
11	Name Plate	Aluminium - ASTM B29 1100

Dimensions in mm

This data sheet is designed as a guide and should not be regarded as wholly accurate in every detail. We reserve the right to amend the specification of any product without notice.



Technical Data

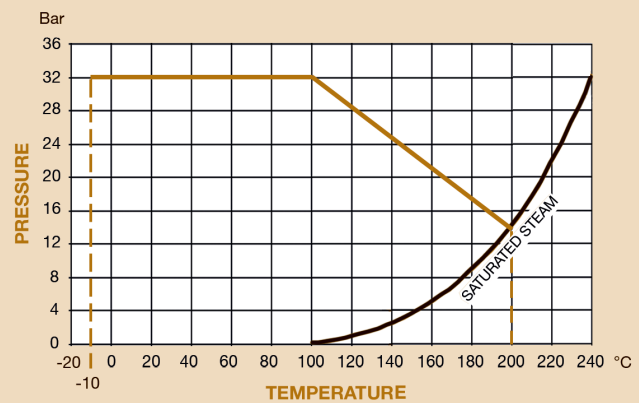
Max Pressure	32 Bar
Working Temperature	-10°C to +200°C

PN32 Bronze Globe Valve

Features

- Screwed BSP Taper (ISO 7/1)
- Bronze Body
- Union Bonnet
- Rising Stem
- PTFE Renewable Disc
- BS 5154 (BS EN12288)

PRESSURE / TEMPERATURE

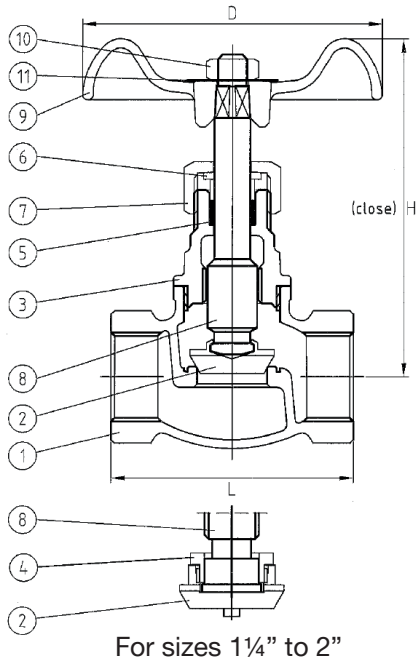


DN	1/2"	3/4"	1"	1 1/4"	1 1/2"	2"
L	57	67	77	88	103	122
H	89	101	116	128	142	167
D	62	68	80	90	102	110
CV	3.5	6.6	12.0	22.0	30.0	50.0
Kgs	0.46	0.66	0.98	1.44	2.16	3.23

N.	Part Name	Materials
1	Body	Bronze
2	Disc	Bronze
3	Bonnet	Bronze
4	Lock Nut	Brass
5	Stem Packing	PTFE
6	Gland	Brass
7	Packing Nut	Brass
8	Stem	DZR Brass
9	Hand Wheel	Cast Iron
10	Wheel Nut	Steel
11	Name Plate	Aluminium
12	Disc Nut	1/2 - 3/4" Brass - 1-2" Bronze
13	Disc Teflon	PTFE
14	Union Nut	Bronze

Dimensions in mm

This data sheet is designed as a guide and should not be regarded as wholly accurate in every detail. We reserve the right to amend the specification of any product without notice.



Technical Data

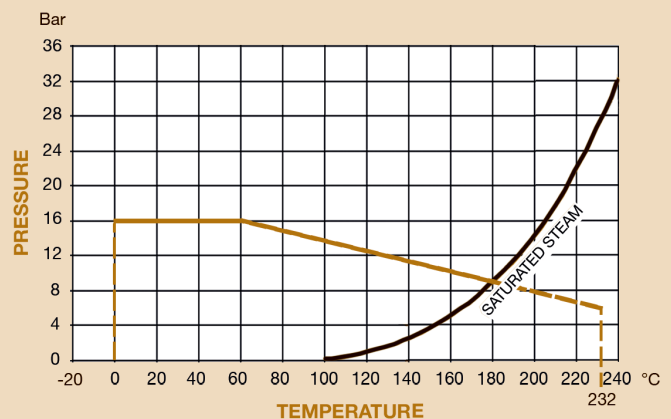
Max Pressure	16 Bar
Working Temperature	0°C to +232°C

PN16 Bronze Globe Valve

Features

- Available in Screwed BSP Taper (ISO 7/1) or NPT (ANSI B1.20.1)
- Bronze Body
- Screwed Bonnet
- Rising Stem
- Bronze Seat
- MSS-SP-80

PRESSURE / TEMPERATURE



DN	1/2"	3/4"	1"	1 1/4"	1 1/2"	2"
L	49	56	65	75	84	99
H	70	70	87	94	104	124
D	54	57.5	64	74	74	87
Kgs	0.26	0.35	0.54	0.78	1.05	1.60

N.	Part Name	Materials
1	Body	Cast Bronze - ASTM B62 C83600
2	Disc	Brass (1/2" - 1") C27450 Cast Bronze (1.1/4" - 2") ASTM B62 C83600
3	Bonnet	Cast Bronze - ASTM B62 C83600
4	Lock Nut	Brass - C27450
5	Stem Packing	Teflon - PTFE
6	Gland	Brass - ASTM B16 C36000
7	Packing Nut	Brass - ASTM B16 C36000
8	Stem	Brass - C27450
9	Hand Wheel	Cast Iron - ASTM A126 CLASS B
10	Wheel Nut	Steel - ASTM A563 Zn PLATED
11	Name Plate	Aluminium - ASTM B209 1100

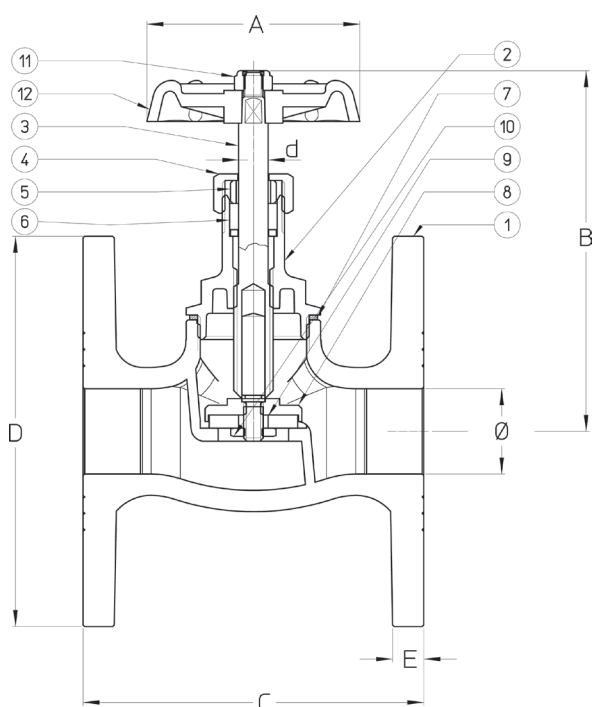
Dimensions in mm

This data sheet is designed as a guide and should not be regarded as wholly accurate in every detail. We reserve the right to amend the specification of any product without notice.

PN16 Flanged Bronze Globe Valve

Features

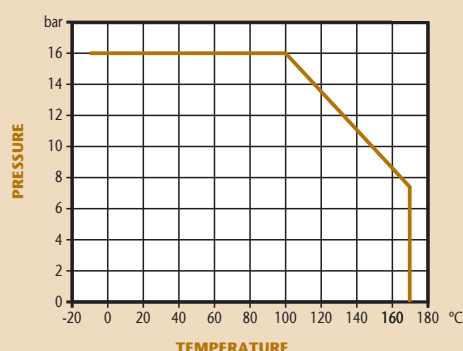
- Flanged PN16
- Bronze Body
- PN16 Rated
- PTFE Disc
- BS 5154 (BS EN12288)



Technical Data

Max Pressure	16 Bar
Working Temperature	-10°C to +170°C

Pressure / Temperature



DN	1/2"	3/4"	1"	1 1/4"	1 1/2"	2"	2 1/2"	3"	4"
Ø	15	20	25	32	40	50	70	80	100
A	55	55	65	65	80	80	120	120	175
B	98	108	120	130	155	165	210	265	305
C	84	95	105	115	134	156	170	180	200
D	95	105	120	140	150	165	185	200	230
E	8	8	9.5	9.5	11	11	13	13	17
CH1	23	23	28	33	37	45	55	63	80
CH2	18	18	21	23	25	27	37	39	50
d	8	8	9	9	10	10	16	19	22
Kgs	1.23	1.71	2.3	3.32	4.63	6.0	6.84	11.8	17.9

N.	Part Name	Materials
1	Body	Bronze
2	Bonnet	Brass
3	Stem	Brass
4	Gland Nut	Brass
5	Gland	Brass
6	Gland Packing	AF 15/MA
7	Body Packing	NA 1100
8	Disc Holder	Brass
9	Disc	PTFE
10	Disc Nut	Brass
11	Nut	Steel
12	Handwheel	Aluminium Alloy

Dimensions in mm

This data sheet is designed as a guide and should not be regarded as wholly accurate in every detail. We reserve the right to amend the specification of any product without notice.

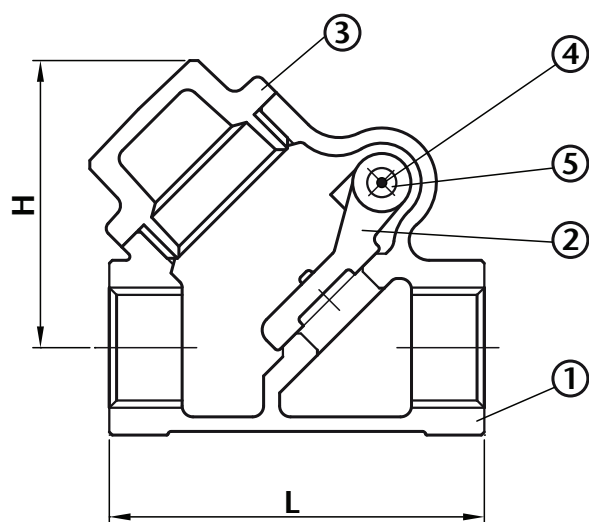
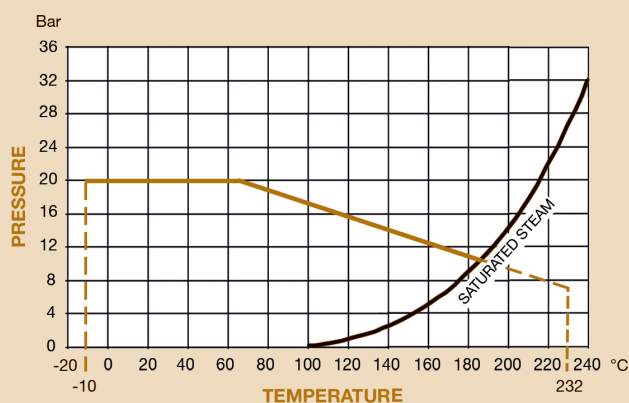


PN20 Bronze Swing Check Valve

Features

- Available in Screwed BSP Taper (ISO 7/1) or NPT (ANSI B1.20.1)
- Bronze Body & Disc
- PN20 Rated
- BS 5154 (BS EN12288) / MSS-SP-80
- WRAS Approved

PRESSURE / TEMPERATURE



Technical Data


Max Pressure	20 Bar
Working Temperature	-10°C to +232°C

DN	1/2"	3/4"	1"	1 1/4"	1 1/2"	2"
L	56	71	80	97	110	129
H	43	51	58	68	78	96
CV	3.5	6.6	12.0	22.0	30.0	50.0
Kgs	0.28	0.43	0.59	0.91	1.31	1.86

N.	Part Name	Materials
1	Body	Bronze - ASTM B62 C83600
2	Disc	Bronze - ASTM B62 C83600
3	Cap	Bronze - ASTM B62 C83600
4	Hanger Pin	Brass - ASTM B18 C36000
5	Plug	Brass - ASTM B18 C36000

Dimensions in mm

This data sheet is designed as a guide and should not be regarded as wholly accurate in every detail. We reserve the right to amend the specification of any product without notice.

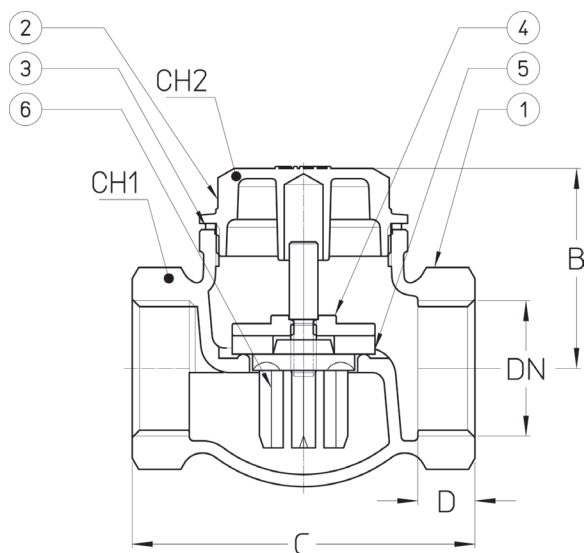
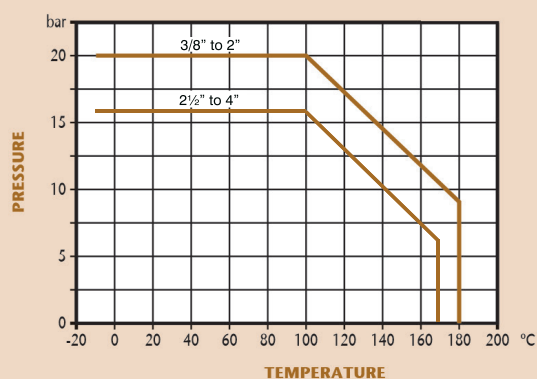


Bronze Lift Check Valve

Features

- Screwed BSP Parallel (ISO 228/1)
- Bronze Body
- PTFE Disc
- BS 5154 (BS EN12288)

Pressure / Temperature



Technical Data

Max Pressure	20 Bar (3/8 - 2") 16 Bar (2 1/2 - 4")
Working Temperature	-10°C to +180°C (3/8 - 2") -10°C to +170°C (2 1/2 - 4")

DN	3/8"	1/2"	3/4"	1"	1 1/4"	1 1/2"	2"	2 1/2"	3"	4"
B	32.5	35.5	40	49	55.5	60.5	71.5	73.5	88	110
C	58	60	70	84	92	107	126	135	148	190
D	11	12	12	14	17	18	19	23	22	23
CH1	25	29	35	44	52	59	72	88	100	129
CH2	22	22	28	37	40	48	55	65	75	85
Kgs	0.24	0.28	0.45	0.78	0.99	1.50	2.55	3.46	4.35	8.85

N.	Part Name	Materials
1	Body	Bronze
2	Bonnet	Brass
3	Body Packing	NA 1100
4	Disc Holder	Brass
5	Disc	PTFE
6	Guide	Brass

Dimensions in mm

This data sheet is designed as a guide and should not be regarded as wholly accurate in every detail. We reserve the right to amend the specification of any product without notice.

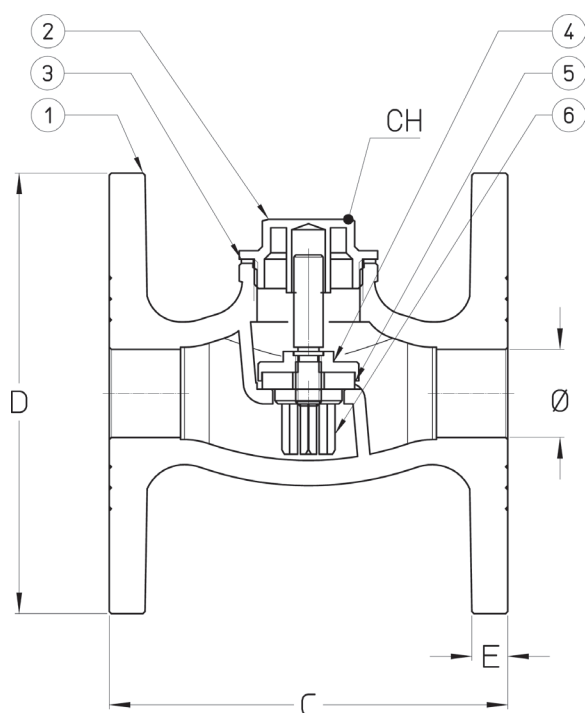
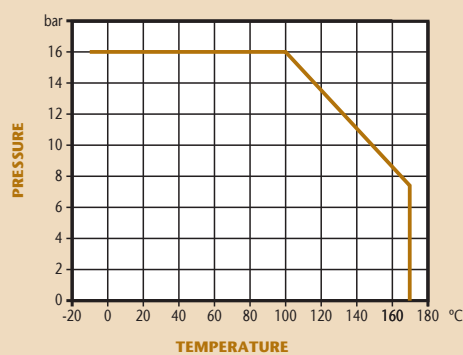


PN16 Flanged Bronze Lift Check Valve

Features

- Flanged PN16
- Bronze Body
- PN16 Rated
- PTFE Seal
- BS 5154 (BS EN12288)

Pressure / Temperature



Technical Data

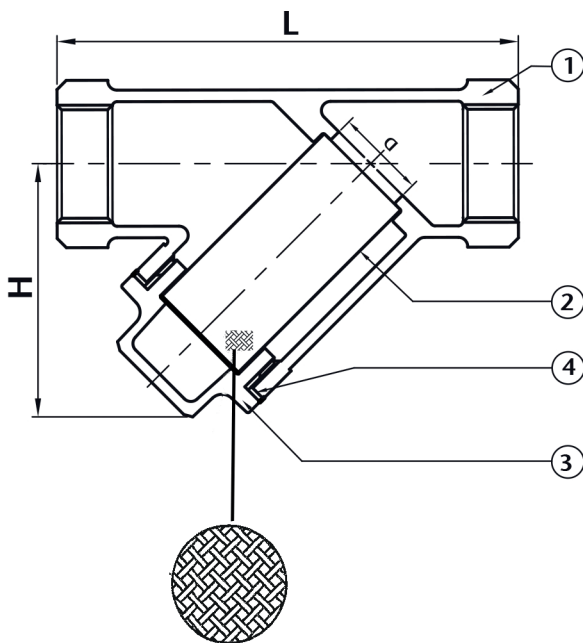
Max Pressure	16 Bar
Working Temperature	-10°C to +170°C

DN	1/2"	3/4"	1"	1 1/4"	1 1/2"	2"	2 1/2"	3"	4"
Ø	15	20	25	32	40	50	70	80	100
C	84	95	105	115	134	154	170	180	200
D (PN6)	70	85	100	110	120	140	185	200	230
D	95	105	120	140	150	165	185	200	230
E	8	8	9.5	9.5	11	11	12	13	17
CH	19	22	28	37	40	48	65	75	85
Kgs	1.12	1.65	2.33	3.45	4.43	5.75	8.05	10.27	16.14

N.	Part Name	Materials
1	Body	Bronze
2	Bonnet	Brass
3	Body Packing	NA 1100
4	Disc Holder	Brass
5	Disc	PTFE
6	Guide	Brass

Dimensions in mm

This data sheet is designed as a guide and should not be regarded as wholly accurate in every detail. We reserve the right to amend the specification of any product without notice.



Technical Data

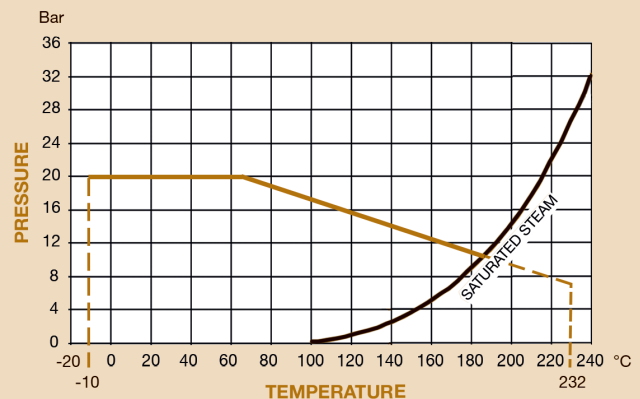
Max Pressure	20 Bar
Working Temperature	-10°C to +232°C

PN20 Bronze 'Y' Type Strainer

Features

- Available in Screwed BSP Taper (ISO 7/1) or NPT (ANSI B1.20.1)
- Bronze Body
- Screwed Cap
- PN20 Rated
- WRAS Approved

PRESSURE / TEMPERATURE

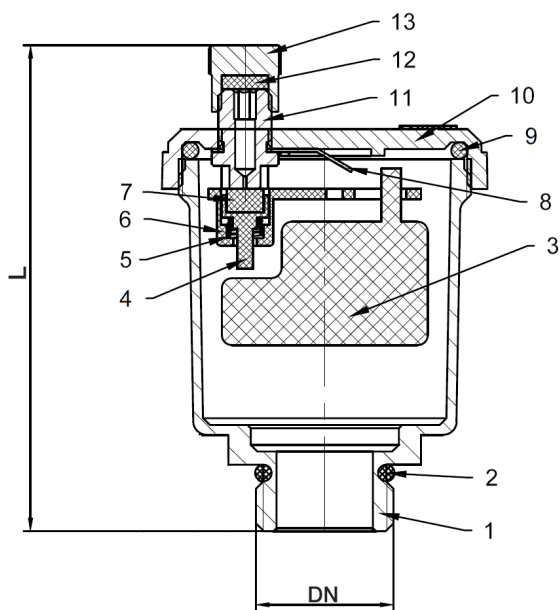


DN	15	20	25	32	40	50
L	80.0	100.0	115.0	135.0	160.0	190.0
H	48.5	58.0	70.0	80.0	93.0	112.0
D	14.0	19.0	25.0	31.8	38.1	50.0
Kgs	0.31	0.49	0.71	0.99	1.46	2.44

N.	Part Name	Materials
1	Body	Bronze - ASTM B62 C83600
2	Screen	Stainless Steel - 304
3	Cap	Bronze - ASTM B62 C83600
4	Gasket	Aramid fibres with binders

Dimensions in mm

This data sheet is designed as a guide and should not be regarded as wholly accurate in every detail. We reserve the right to amend the specification of any product without notice.



Technical Data

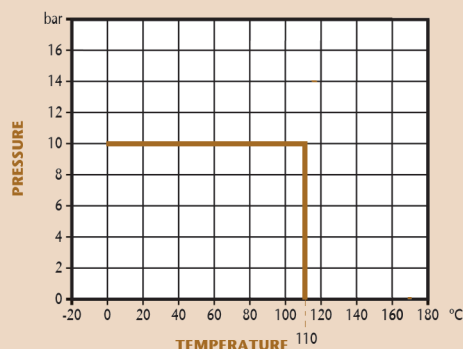
Max Pressure	10 Bar
Working Temperature	0°C to +110°C

Bronze Air Release Valve

Features

- Screwed BSP Parallel (ISO 228/1)
- Fitted with O-Ring seal

Pressure / Temperature



DN	1/2"	3/4"	1"
L	75.1	75.1	79.0
Kgs	0.19	0.20	0.24

N.	Part Name	Materials
1	Body	Bronze C83600
2	O-Ring	EPDM
3	Float	Polypropylene
4	Spring Seat	POM
5	Spring	AISI 304
6	Lever	POM
7	Rubber Gasket	EPDM
8	Lever Frame	Steel Zinc Plated
9	O-Ring	EPDM
10	Bonnet	Bronze C83600
11	Stem	CW617N
12	Rubber Gasket	EPDM
13	Nut	CW617N

Dimensions in mm

This data sheet is designed as a guide and should not be regarded as wholly accurate in every detail. We reserve the right to amend the specification of any product without notice.

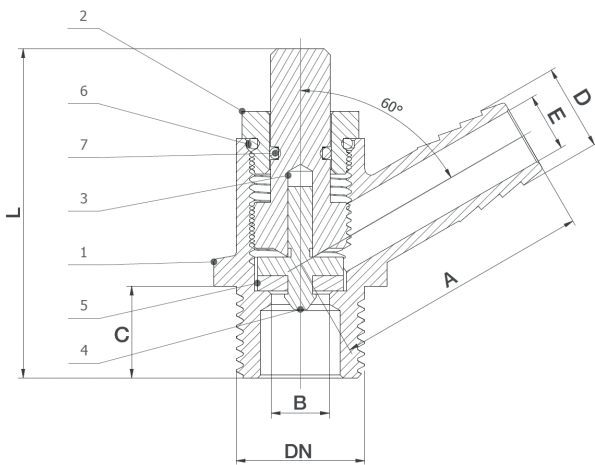
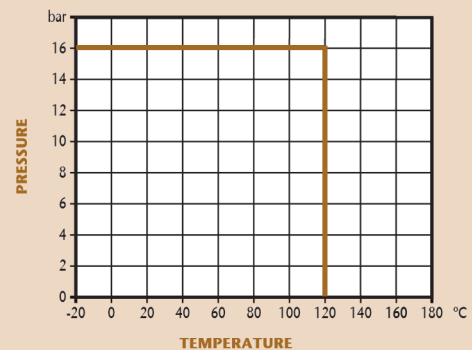


Bronze Drain Cock

Features

- Screwed Male BSP Taper (ISO 7/1)
- BS 2879/2 Type A
- Hose connection outlet
- WRAS Approved

Pressure / Temperature



Technical Data

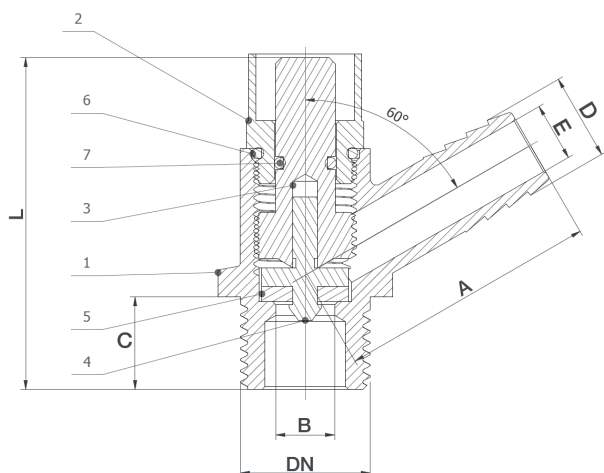
Max Pressure	16 Bar
Working Temperature	-20°C to +120°C

DN	1/2"	3/4"
A	42	54
B	Ø9.5	Ø14.2
C	15	17
D	Ø14	Ø20.5
E	Ø9.5	Ø14
L	53.5-58.5	65-71.5
Kgs	0.13	0.26

N.	Part Name	Materials
1	Body	Bronze
2	Bonnet	Brass
3	Stem	Brass
4	Baffle	Brass
5	Washer	EPDM
6	O-Ring	EPDM
7	O-Ring	EPDM

Dimensions in mm

This data sheet is designed as a guide and should not be regarded as wholly accurate in every detail. We reserve the right to amend the specification of any product without notice.



Technical Data

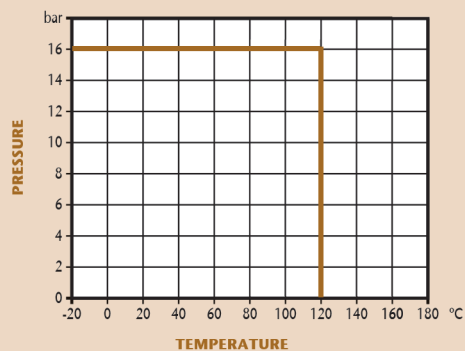
Max Pressure	16 Bar
Working Temperature	-20°C to +120°C

Bronze Drain Cock (Lockshield)

Features

- Screwed Male BSP Taper (ISO 7/1)
- BS 2879/2 Type A
- Hose connection outlet
- WRAS Approved

Pressure / Temperature



DN	1/2"	3/4"
A	42	54
B	Ø9.5	Ø14.2
C	15	17
D	Ø14	Ø20.5
E	Ø9.5	Ø14
L	53.5-58.5	65-71.5
Kgs	0.13	0.27

N.	Part Name	Materials
1	Body	Bronze
2	Bonnet	Brass
3	Stem	Brass
4	Baffle	Brass
5	Washer	EPDM
6	O-Ring	EPDM
7	O-Ring	EPDM

Dimensions in mm

This data sheet is designed as a guide and should not be regarded as wholly accurate in every detail. We reserve the right to amend the specification of any product without notice.



Certificate No. 1437B



Certificate No. 1437A

Distributor