


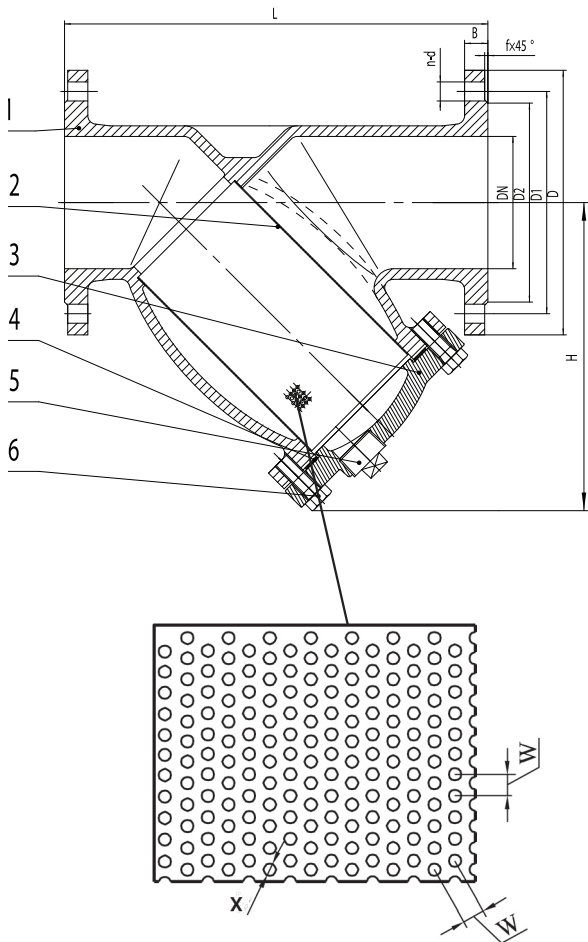
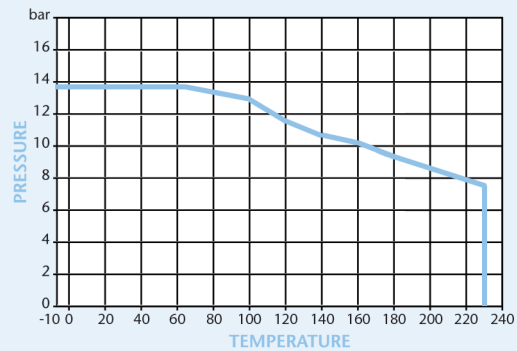
ANSI 125 Cast Iron "Y" Strainer

Features

- Flanged ANSI 125 (B16.1)
- Class 125 Rated
- Conforms to ASME B16.10



Pressure/Temperature



	2"	2½"	3"	4"	5"	6"	8"	10"	12"	14"	16"	18"	20"	24"
L	230	290	310	350	400	480	600	730	850	980	1100	1200	1250	1450
D	165	185	200	228.6	250	285	340	405	483	533.4	597	640	715	840
D1	121	140	152.5	190.5	215.9	241.3	298.5	362	432	476.3	539.8	578	635	749.5
D2	92	105	127	156	184	211	266	319	370	413	470	533	584	692
B	20	20	22	24	26	26	30	32	32	36	38	40	42	48
f	1.6	1.6	1.6	1.6	1.6	1.6	1.6	1.6	1.6	1.6	1.6	1.6	1.6	1.6
n-d	4-19	4-19	4-19	8-19	8-22.2	8-22.2	8-22.2	12-25.4	12-25.4	12-28.6	16-28.6	16-32	20-32	20-35
H	156	176	199	240	292	320	399	516	568	648	759	777	825	944
X	1.5	1.5	1.5	1.5	1.5	1.5	1.5	1.5	1.5	3	3	5	5	5
W	2.5	2.5	2.5	2.5	2.5	2.5	2.5	2.5	2.5	5	5	7	7	7
Kgs	10.1	14	20.3	26.6	39.8	57	97	164	234	312	444	560	652	1072

Technical Data

Maximum Pressure 13.8 Bar
 Working Temperature -10°C to +232°C

Dimensions in mm

This data sheet is designed as a guide and should not be regarded as wholly accurate in every detail. We reserve the right to amend the specification of any product without notice.

N.	Part Name	Materials
1	Body	Cast Iron - ASTM A 126-B
2	Screen	Stainless Steel - 304
3	Bonnet	Cast Iron - ASTM A 126-B
4	Gasket	Graphite
5	Screw Plug	Cast Brass - ASTM B 16
6	Bolt	Steel