


# ART 45NPT

## PN50 Brass Ball Valve

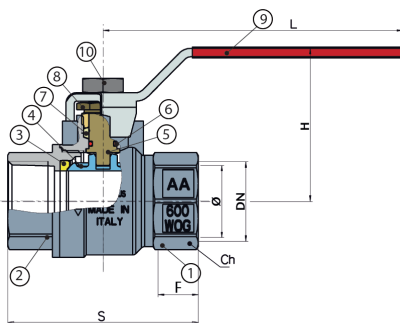


### Features

- Screwed NPT (ANSI B1.20.1)
- PTFE seats & seals
- Anti-blow-out stem
- Full bore
- Complies to SA, UL & FM
- Locking lever & tee handle options available
- For details on handles refer to the Ball Valve Accessory datasheet

### Technical data

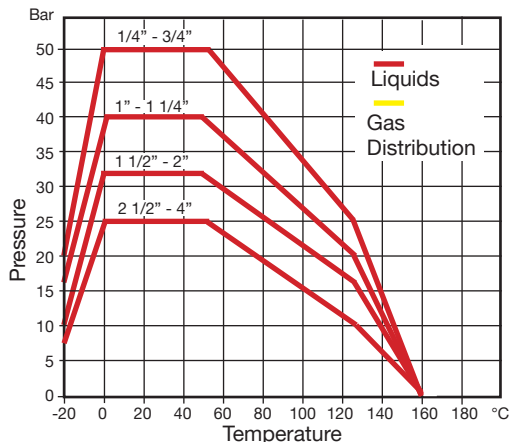
Max pressure:	1/4" - 3/4"	50 Bar
	1" - 1 1/4"	40 Bar
	1 1/2" - 2"	32 Bar
	2 1/2" - 4"	25 Bar
Working temp:	-20°C to +160°C	



DN	1/4"	3/8"	1/2"	3/4"	1"	1 1/4"	1 1/2"	2"	2 1/2"	3"	4"
Ø	10	10	15	20	25	32	40	50	60	74	94
F	12	12	17	19.5	21	22	23.5	28	28	30.5	38
S	45	45	63	71	83	92	104	124	140	159	196
H	41	41	54	58	66	71	80	88	131	140	156
L	80	80	90	90	125	125	140	140	250	250	250
Ch	21	21	26	31	38	48	55	68	85	99	125
Kv	15	15	20	45	60	100	170	265	510	790	1230
Kgs	0.14	0.14	0.26	0.37	0.57	0.84	1.46	2.09	4.30	6.00	9.25

### N. Part Name Materials

1	Body	Brass / Nickel Plated CW617N
2	Body End	Brass / Nickel Plated CW617N
3	Seat	PTFE
4	Ball	Brass / Chrome Plated CW617N
5	Stem	Brass CW614N
6	O-Ring	HNBR
7	Seal	PTFE
8	Packing Nut	Brass CW614N
9	Handle	Steel Plastic Coated
10	Nut	Steel Zinc Plated



V1. Dimensions in mm

This data sheet is designed as a guide and should not be regarded as wholly accurate in every detail. We reserve the right to amend the specification of any product without notice.