


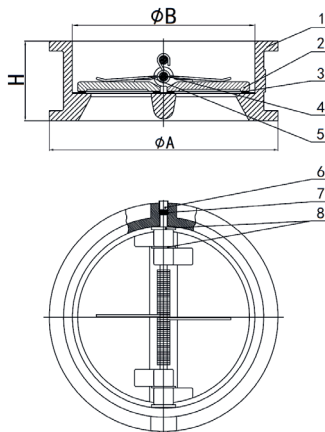
ART 121 PN16

DN350-600 Cast Iron Dual Plate Wafer Check Valve



Features

- Flange mounting to suit BS EN1092 PN16 only
- Conforms to BS EN558-1 Series 16
- Epoxy coat finish

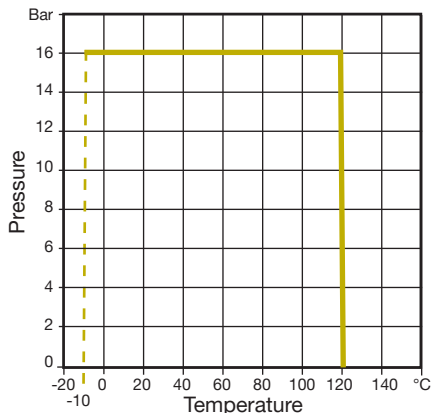


Technical data

Max pressure: 16 Bar
Working temp: -10°C to +120°C

DN	350	400	450	500	600
A	442	495	555	617	734
B	360	410	450	505	624
H	127	140	152	152	178
Kgs	69.0	80.0	103.0	118.0	192.0

N.	Part Name	Materials
1	Body	Cast Iron GG25
2	Disc	Stainless Steel CF8M
3	Seat	EPDM
4	Shaft	Stainless Steel 420
5	Spring	Stainless Steel 316
6	Plug	Steel
7	Plug	NBR
8	Washer	PTFE



V1. Dimensions in mm

This data sheet is designed as a guide and should not be regarded as wholly accurate in every detail. We reserve the right to amend the specification of any product without notice.