


ART 150

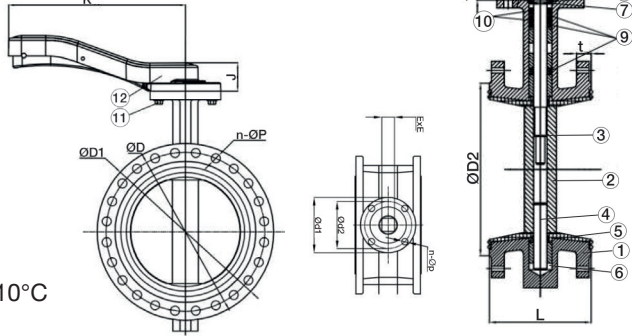
Ductile Iron Butterfly Valve

Double Flanged



Features

- Flange mounting PN16 only
- BS5155 (BS EN 593)
- ISO 5211 direct mount
- BS EN558-1 Series 13
- Epoxy coat finish
- Lockable handle
- Vulcanised EPDM Liner



Technical data

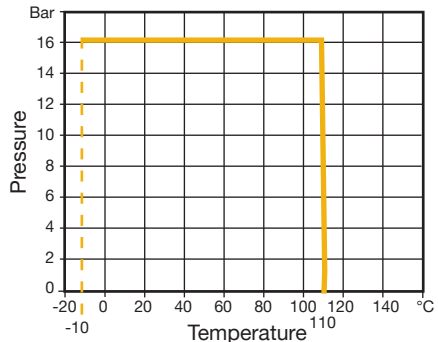
Max pressure: 16 Bar
Working temp: -10°C to +110°C

DN	50	65	80	100	125	150	200	250	300
K	176	176	176	225	225	225	300	359	359
J	31	31	31	36	36	36	40	40	40
n-ØP	4-19	4-19	8-19	8-19	8-19	8-23	12-23	12-28	12-28
D	125	145	160	180	210	240	295	355	410
D1	165	185	200	220	250	285	340	405	460
f	3	3	3	3	3	3	3	3	3
H	19	19	119	19	19	19	25	30	30
t	19	19	119	19	19	19	20	22	24.5
L	108	112	114	127	140	140	152	165	178
D2	99	118	132	156	184	211	266	319	370
ExE	11	11	11	11	14	14	17	22	22
n-Øp	4-10	4-10	4-10	4-10	4-10	4-10	4-12	4-12	4-12
d1	90	90	90	90	90	90	125	125	125
d2	70	70	70	70	70	70	102	102	102
ISO	F07	F07	F07	F07	F07	F07	F10	F10	F10
Torque	20	23	34	52	101	120	293	390	468

N. Part Name Materials

1	Body	Ductile Iron GGG40
2	Disc	Stainless Steel 316
3	Upper Shaft	Stainless Steel 420
4	Lower Shaft	Stainless Steel 420
5	Seat	EPDM
6	Bushing	PTFE
7	Cotter Pin	Plated Steel 65Mn
8	Circlip	Plated Steel 65Mn
9	O-Ring	NBR
10	Ring	Nylon PA6
11	Bolt	Stainless Steel 304
12	Handle	DN50-150 Aluminium DN200-300 DI

We strongly advise gearbox on all 8", 10" and 12" valves.



V1. Dimensions in mm

This data sheet is designed as a guide and should not be regarded as wholly accurate in every detail. We reserve the right to amend the specification of any product without notice.