

ART 179 ANSI

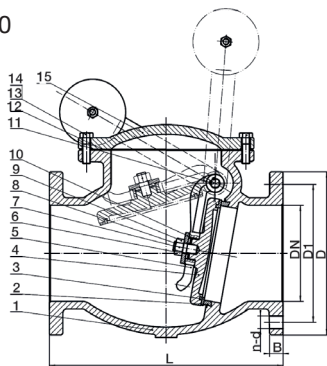
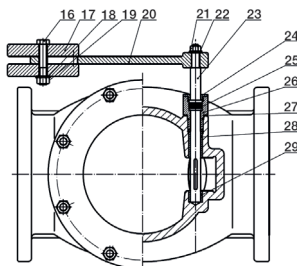
ANSI Cast Iron Swing

Check Valve, Lever & Weight



Features

- Flanged ANSI 125 (B16.1)
- Class 125 rated
- Conforms to ASME B16.10
- Conforms to MSS-SP-71



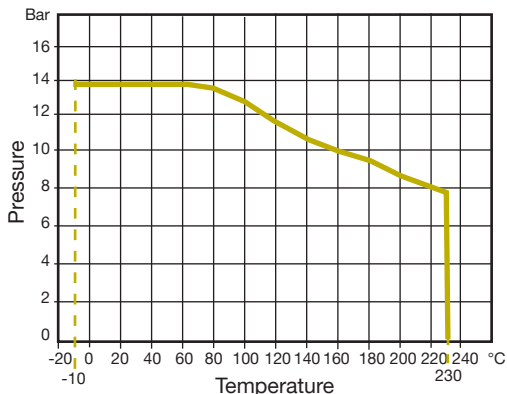
Technical data

Max pressure: 13.8 Bar
Working temp: -10°C to +230°C

N.	Part Name	Materials
1	Body	Cast Iron ASTM A 126-B
2	Seat Ring	Cast Bronze ASTM B 62
3	Disc Ring	Cast Bronze ASTM B 62
4	Disc	Cast Iron ASTM A 126-B
5	Hanger	Ductile Iron ASTM A536
6	Pin	Stainless Steel ASTM 304
7	Split Pin	Stainless Steel ASTM 304
8	Disc Screw	Steel
9	Nut	Steel
10	Washer	Steel
11	Bond	Steel
12	Gasket	Teflon
13	Bolt	Steel
14	Nut	Steel
15	Bonnet	Cast Iron ASTM A 126-B
16	Bolt	Steel
17	Balance Weight	Cast Iron ASTM A 126-B
18	Washer	Steel
19	Nut	Steel
20	Connecting Lever	Ductile Iron ASTM A536
21	Nut	Steel
22	Washer	Steel
23	Hanger Axle	Stainless Steel ASTM 304
24	Gland	Brass ASTM B 16
25	O-Ring	EPDM
26	Stuffing Box	Brass ASTM B 16
27	Washer	Teflon
28	Outside Bush	Brass ASTM B 16
29	Inside Bush	Brass ASTM B 16

DN	2"	2 1/2"	3"	4"	5"	6"	8"
L	203	216	241	292	330	356	495
D	152	178	190	229	254	279	343
D1	121	140	153	191	216	241	299
B	16	18	19	24	24	25	29
n-d	4-19	4-19	4-19	8-19	8-22.2	8-22.2	8-22.2
Kgs	13.8	19.5	23.6	38.0	59.0	79.6	126.9

DN	10"	12"	14"	16"	18"	20"	24"
L	622	699	787	914	914	1016	1219
D	406	483	533	597	635	699	813
D1	362	432	476	540	578	635	750
B	30	32	35	37	40	43	48
n-d	12-	12-	12-	16-	16-32	20-32	20-35
Kgs	243.0	291.0	456.0	586.0	710.0	900.0	1350.0



V1. Dimensions in mm

This data sheet is designed as a guide and should not be regarded as wholly accurate in every detail. We reserve the right to amend the specification of any product without notice.