


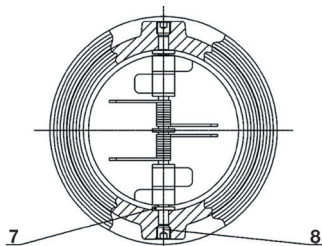
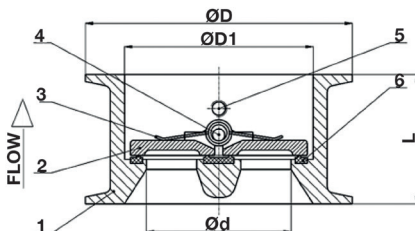
ART 962

PN40 Stainless Steel Dual Plate Wafer Check Valve



Features

- Wafer pattern to PN10, 16, 25 & 40 & ANSI 150 & 300 Flanges

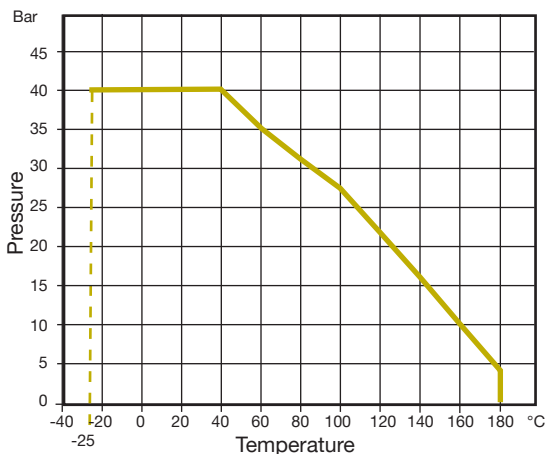


Technical data

Max pressure: 40 Bar
Working temp: -25°C to +180°C

DN	1 1/2"	2"	2 1/2"	3"	4"	5"	6"	8"	10"	12"
d	38	48	59	72	90	110	135	175	222	264
D	84	101	120	133	162	192	218	273	328	378
D1	60	65	80	94	117	145	170	224	265	310
L	43	43	46	64	64	70	76	89	114	114
Kv	45	68	111	206	266	455	813	1132	1950	2300
Kgs	0.78	1.05	1.45	2.32	3.36	5.26	7.15	11.84	20.36	28.34

N.	Part Name	Materials
1	Body	CF8M
2	Disc	CF8M
3	Spring	Stainless Steel 316
4	Axle	Stainless Steel 316
5	Disc Stopper	Stainless Steel 316
6	Seat	Viton
7	Washer	PTFE
8	Plug	Stainless Steel 304



V1. Dimensions in mm

This data sheet is designed as a guide and should not be regarded as wholly accurate in every detail. We reserve the right to amend the specification of any product without notice.