


CRM

3 Port Rotary Control Brass Valve

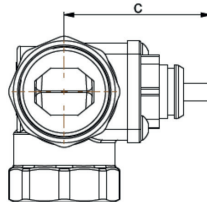
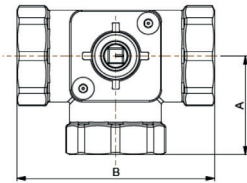


Features

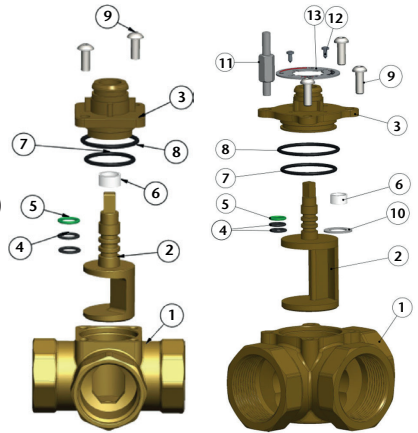
- BSP Parallel (ISO 7/1)
- 3-way valve suitable for mixing or diverting
- Designed to suit CLIP system actuators CRV(E)
- Max working pressure 10 bar
- Suitable for heating or cooling applications
- Spindle groove identifies rotor position
- Max spindle operating torque <2Nm

Technical data

Max pressure: 10 Bar
 Working temp: -10°C to +110°C
 Differential pressure range: Mixing 100kPa (1 Bar)
 Diverting 200kPa (2 Bar)



DN15-DN25 DN32-DN50



DN	15	20	25	32	40	50
Type	1/2" CRM15 FFF	3/4" CRM15 FFF	1" CRM15 FFF	1 1/4" CRM32 FFF	1 1/2" CRM40 FFF	2" CRM50 FFF
A	36	36	41	47	53	60
B	72	72	82	94	106	120
C	45	45	45	48	65	66
Connection	Rp 1/2"	Rp 3/4"	Rp 1"	Rp 1 1/4"	Rp 1 1/2"	Rp 2"
Kvs	3	7	11	15	25	40
Kgs	0.49	0.55	0.59	0.92	1.62	2.20

N.	Part Name	Qty	Materials	N.	Part Name	Qty	Materials
1	Body	1	Brass CW617N	8	O-Ring 27x2.5	1	EPDM
2	Rotor	1	Brass CW617N	9 (DN15-25)	Screw M5X10	2	Steel / Zinc plated
3	Cover	1	Brass CW617N	9 (DN32-50)	Screw M6x16	3	Steel / Zinc plated
4	O-Ring 8.73x1.78	2	EPDM	10	Washer	1	PTFE
5	O-Ring 8.73x1.78	1	FKM	11	Spacer	1	Steel / Zinc plated
6	Washer	1	PTFE	12	Screw 2.9x6.5	2	DIN7981 A2k
7	O-Ring 23.3x2.4	1	EPDM	13	Index Plate	1	Al

V1. Dimensions in mm

This data sheet is designed as a guide and should not be regarded as wholly accurate in every detail. We reserve the right to amend the specification of any product without notice.