
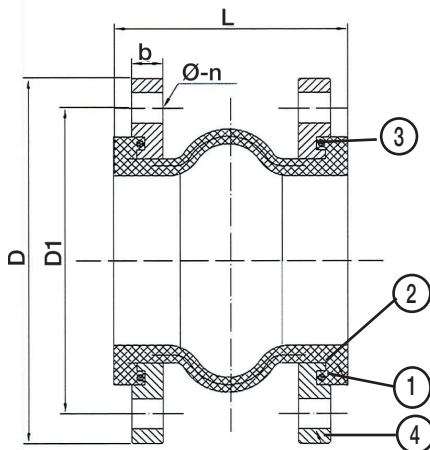


ART 430 ANSI NBR ANSI 150 Flanged Flexible Connector



Features

- Flanged ANSI 150 (B16.5)
- Zinc plated carbon steel flanges
- Nylon cord fabric with steel reinforcement
- Available with EPDM body



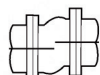
Technical data

Max pressure: 16 Bar

Working temp: -20°C to +80°C

N.	Part Name	Materials
1	Body	NBR
2	Reinforcement	Nylon Cord Wire
3	Pressure Ring	Steel Wire
4	Flange	Carbon Steel

DN	1 1/4"	1 1/2"	2"	2 1/2"	3"	4"	5"	6"	8"	10"	12"	14"	16"	18"	20"	24"
D	117	127	152	178	191	229	254	279	343	406	483	533	597	635	699	813
D1	89	99	121	140	152	191	216	241	299	362	432	476	640	578	635	749
b	16	16	18	18	20	20	22	22	24	26	28	30	32	34	34	36
L	130	130	130	130	130	130	130	130	130	130	130	255	255	255	255	260
Ø-n	15.7	15.7	19.1	19.1	19.1	19.1	22.4	22.4	22.4	25.4	25.4	28.4	28.4	31.75	31.75	35.1
	-4	-4	-4	-4	-4	-8	-8	-8	-8	-12	-12	-12	-16	-16	-20	-20
HD	12	12	12	12	12	12	12	12	12	12	12	25	25	25	25	25
DA	15°	15°	15°	15°	15°	15°	15°	15°	15°	15°	15°	8°	8°	8°	8°	8°
Ext	8	8	8	8	8	8	8	8	8	8	8	14	14	14	14	14
Comp	15	15	15	15	15	15	15	15	15	15	15	30	30	30	30	30
Kgs	3.2	3.7	5	6.1	7	8.5	11.5	14.4	20	26	32	41.6	56.8	70.3	82.8	99.4



HD - Horizontal Displacement



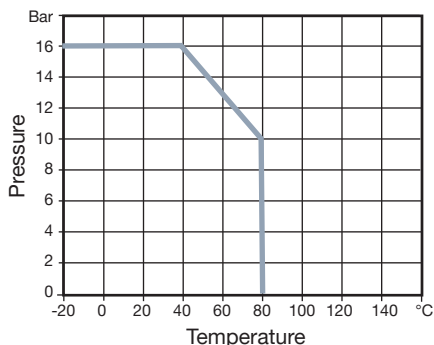
DA - Deflection Angular



Ext - Extension



Comp - Compression



V1. Dimensions in mm

This data sheet is designed as a guide and should not be regarded as wholly accurate in every detail. We reserve the right to amend the specification of any product without notice.