


ART 440

Flanged Stainless Steel Expansion Joint



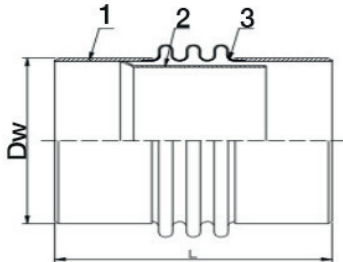
Features

- Flanged PN16 BS EN 1092
- Zinc plated carbon steel flanges
- Stainless Steel 304 bellows
- Available Flanged PN25
- Without tie rods

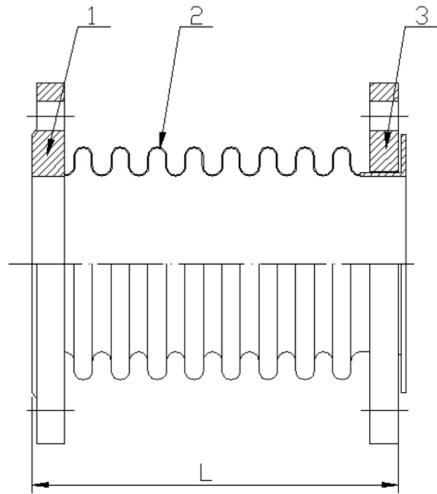
Technical data

Max pressure: 16 Bar

Working temp: -80°C to +260°C



1. Take Over
2. Draft Tube
3. Corrugated Pipe



N.	Part Name	Materials
1	Flange	Carbon Steel with Zinc Plated Coating
2	Bellow	Stainless Steel 304
3	Flange	Carbon Steel with Zinc Plated Coating

ART 440



Nominal Diameter		Wave Number	Length (mm) Flanged	Compensation Amount (mm)				Rigidity (N/mm)				Effective Area (mm ²)	Max Outside Diameter (mm)
DN	Inch			0.6	1.0	1.6	2.5	0.6	1.0	1.6	2.5		
32	1 1/4	8	160	20	20	20	15	226	226	363	398	16	140
40	1 1/2	8	160	20	20	20	15	244	244	489	606	23	150
50	2	8	180	20	20	20	15	318	318	635	931	37	165
65	2 1/2	8	200	26	26	26	19	213	213	424	841	55	185
80	3	8	200	34	34	34	24	179	358	358	650	81	200
100	4	8	220	40	40	40	29	277	417	417	817	121	235
125	5	8	240	66	66	66	50	151	227	227	401	180	270
150	6	8	260	64	64	64	46	125	188	286	423	257	300
200	8	8	300	59	59	59	48	128	192	320	927	479	360
250	10	8	350	57	57	49	71	228	392	620	927	769	425
300	12	8	400	59	59	52	47	335	553	835	1071	1105	485
350	14	6	350	59	59	52	47	348	560	843	1342	1307	555
400	16	6	350	59	59	52	47	305	612	915	1838	1611	620
450	18	6	350	87	87	79	71	270	460	1537	2175	1972	670
500	20	6	400	87	87	79	71	282	485	1635	2128	2445	730
600	24	6	450	97	87	79	71	353	978	1160	2420	3534	845
700	28	4	350	97	87	79	71	573	1625	2972	4100	4717	960
800	32	4	400	108	102	94	82	620	1778	3183	6234	5822	1085
900	36	4	400	108	102	94	82	758	1329	2575	6812	7620	1125
1000	40	4	400	108	102	94		845	2270	5038		9043	1255
1100	44	4	400	44	34	32		1703	4408	4473		11074	1345
1200	48	4	500	43	34	32		1843	4477	4843		13017	1485
1300	52	4	500	43	34	31		1985	5139	5215		15118	1575
1400	56	4	500	42	34	31		2128	5506	5587		15118	1685
1500	60	4	500	42	33	31		2270	5874	5961		19791	1795
1600	64	4	500	42	33			2410	6242			22363	1930
1800	72	4	500	35	33			2518	6981			27987	2130
2000	80	3	600	39	33			3130	4291			34735	2345

Compensation Amount: The amount of allowable movement along an axial plane.

Rigidity: The load required to produce displacement N/mm.

Effective Area: The effective area is an equivalent area. The pressure acting on this area will produce an equal axial force.