


# ART 142GB PN25

## DN350-600 Ductile Iron

### Butterfly Valve Lugged & Tapped



#### Features

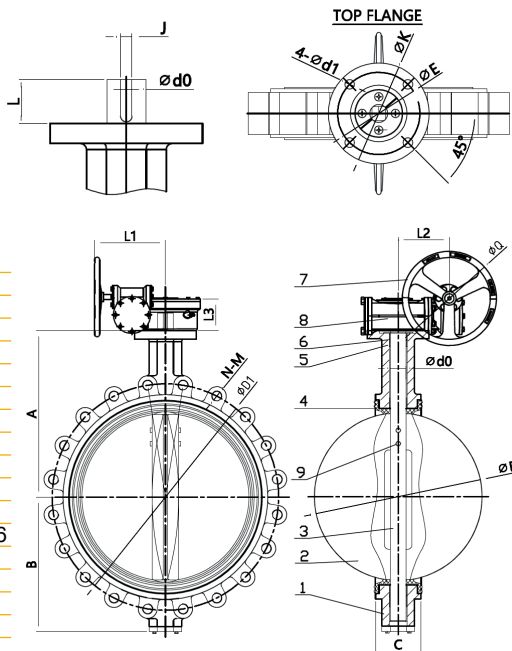
- Flanged mounting PN25 only
- BS5155 (BS EN 593)
- ISO 5211 direct mount
- Epoxy coat finish

#### Technical data

Max pressure: 25 Bar

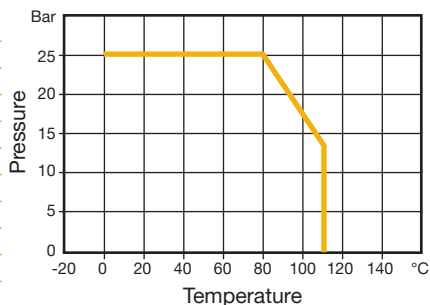
Working temp: 0°C to +110°C

DN	14"	16"	18"	20"	24"
A	368	400	422	480	562
B	267	325	355	400	460
C	76.5	102	114	127	154
D	334	390	442	492	594
d0	31.6	37.95	42.86	45.72	53.98
J	22*22	10	10	10	16
L	42	50	50	60	60
K	125	175	175	210	210
E	102	140	140	165	165
4-d1	4-12	4-18	4-18	4-23	4-23
D1	490	550	600	660	770
N-M	16-M30	16-M33	20-M33	20-M33	20-M36
L1	75	254	254	301	301
L2	186	104	104	131	131
L3	177	110	110	128	128
Q	278	290	290	385	385
Torque	937.5	1440.0	1852.5	2340.0	3757.5
Kv	10212	14043	18599	23914	36946



#### N. Part Name Materials

1	Body	Ductile Iron EN GJS 400-15
2	Disc	Nickel Plated Ductile Iron EN GJS 400-15
3	Shaft	Stainless Steel 431
4	Seat	EPDM
5	Bushing	PTFE
6	O-Ring	NBR
7	Handwheel	Cast Iron EN GJL 250
8	Gear	Ductile Iron EN GJS 400-15
9	Pin	Stainless Steel 420



V1. Dimensions in mm

This data sheet is designed as a guide and should not be regarded as wholly accurate in every detail. We reserve the right to amend the specification of any product without notice.