


ART 185TP

PN16 Cast Iron Flanged 'Y' Type Strainer with Tapping Points



Features

- Flanged mounting PN16 only
- Can be fitted with flow verification test points
- Flange conforms to BS EN1092 PN16
- BS EN558-1 Series 1
- DN50 & DN65 square drain port
- DN80-DN600 circular drain port
- Test points (ART 298) to be purchased separately

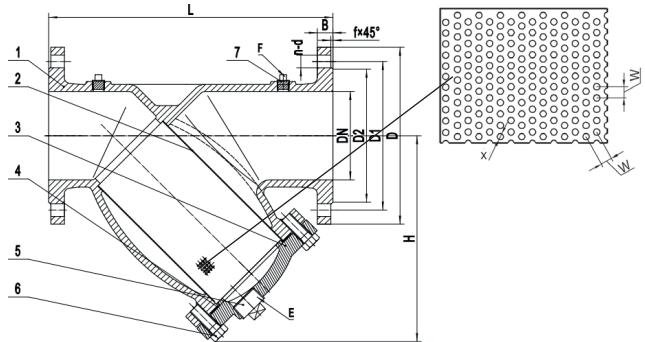
Technical data

Max pressure: 16 Bar

Working temp:

-10°C to +230°C (with plugs)

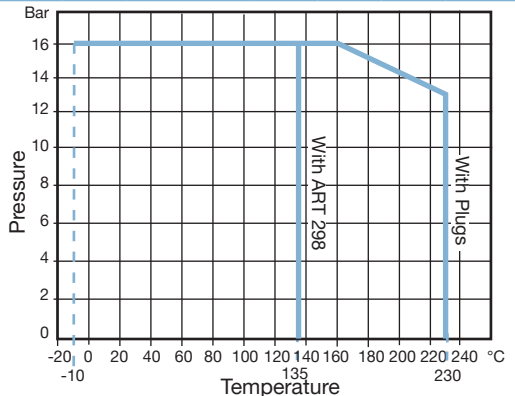
-10°C to +135°C (with ART 298)



DN	50	65	80	100	125	150	200	250	300	350	400	450	500	600
L	230	290	310	350	400	480	600	730	850	980	1100	1200	1250	1450
D	165	185	200	220	250	285	340	405	460	520	580	640	715	840
D1	125	145	160	180	210	240	295	355	410	470	525	585	650	770
D2	99	118	132	156	184	211	266	319	370	438	490	548	609	720
B	20	20	22	24	26	26	30	32	32	36	38	40	42	48
f	3	3	3	3	3	3	3	3	4	4	4	4	4	5
n-d	4-19	4-19	8-19	8-19	8-19	8-23	12-23	12-28	12-28	16-28	16-31	20-31	20-34	20-37
H	156	176	199	240	292	320	399	516	568	648	759	777	825	944
E	R1/2	R1/2	R1/2	R1/2	R1/2	R1/2	R1/2	R1/2	R1/2	R1/2	R1/2	R1	R1	R1
F	R1/2	R1/2	R1/2	R1/2	R1/2	R1/2	R1/2	R1/2	R1/2	R1/2	R1/2	R1/2	R1/2	R1/2
X	1.5	1.5	1.5	1.5	1.5	1.5	1.5	1.5	1.5	3	3	5	5	5
W	2.5	2.5	2.5	2.5	2.5	2.5	2.5	2.5	2.5	5	5	7	7	7
Kv	60	93	136	229	363	502	815	1382	1928	-	-	-	-	-
Kgs	10.1	14.0	20.3	26.6	39.8	57.0	97.0	164.0	234.0	312.0	444.0	560.0	652.0	1072.0

N. Part NameMaterials

1	Body	Cast Iron BS EN1561 EN-GJL250
2	Screen	Stainless Steel 304
3	Bonnet	Cast Iron BS EN1561 EN-GJL250
4	Gasket	Graphite
5	Screw Plug	Cast Brass BS2874 CZ122
6	Bolt	Steel BS970 43A
7	Screw Plug	Steel BS970 43A



V2 Dimensions in mm

This data sheet is designed as a guide and should not be regarded as wholly accurate in every detail. We reserve the right to amend the specification of any product without notice.

ART 185TP



Pressure Drop

