

# ART 2115GB

## Fixed Orifice Regulating Wafer Butterfly Valve

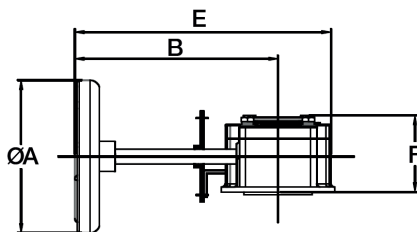
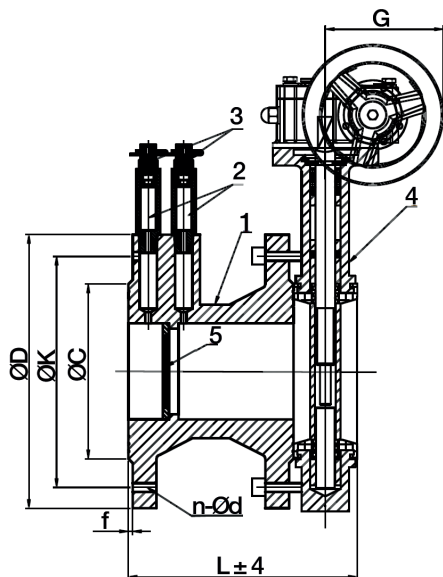


### Features

- Flange Mounting PN16 Only
- Position Indicator
- Fixed orifice with  $\pm 5\%$  flow measurement accuracy
- Supplied with 2 extended test points
- Gearbox has multiple lockable positions
- The ART 2115GB consists of an ART 115 Butterfly Valve coupled to a Fixed Orifice Flanged Metering Station to form a fixed orifice commissioning set with regulation and isolation capabilities
- Supplied fully assembled

### Technical data

Max Pressure: 16 Bar  
Working Temperature:  $-10^{\circ}\text{C}$  to  $+110^{\circ}\text{C}$



DN	50	65	80	100	125	150	200	250	300
ØD	165	185	200	220	250	285	340	405	460
ØK	125	145	160	180	210	240	295	355	410
ØC	99	118	132	156	184	211	266	319	370
f	3	3	3	3	3	3	3	3	4
Ød	19	19	19	19	19	23	23	28	28
n	4	4	8	8	8	8	12	12	12
L	150	156	176	165	195	202	238	275	295
ØA	122	122	122	122	122	122	200	200	200
B	161	161	161	161	161	161	194	194	194
E	210	210	210	210	210	210	260	260	260
F	61	61	61	61	61	61	72	72	72
G	104	104	104	104	104	104	158	158	158
Kv	60	112	175	314	461	662	1161	1705	2647
Kvs	47.5	88.5	125	228	328.8	477.5	826	1218	1794
Kgs	11.8	13.4	16.8	18.8	25.0	31.0	49.2	72.0	94.0

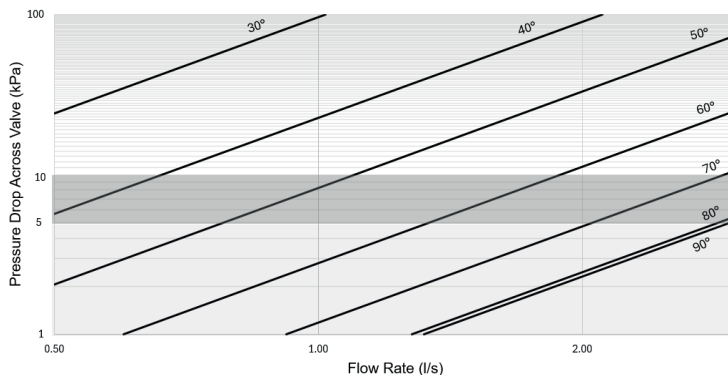
N.	Part Name	Materials
1	Metering Station	Cast Iron GG25
2	Extension	Stainless Steel 304
3	Test Point	Brass
4	Butterfly Valve	Ductile Iron GGG40
5	Fixed Orifice	Brass

# ART 2115GB

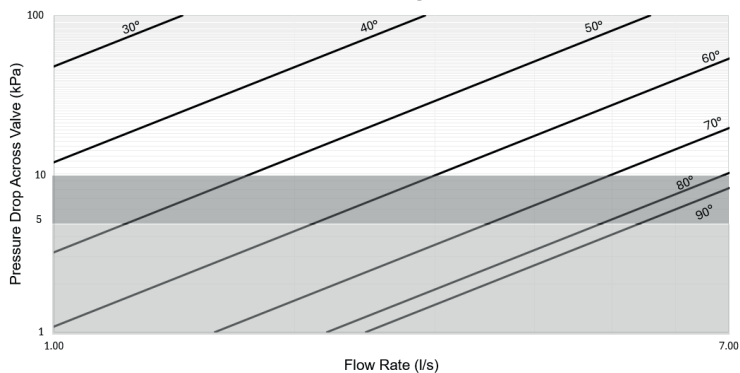
## Fixed Orifice Regulating Wafer Butterfly Valve



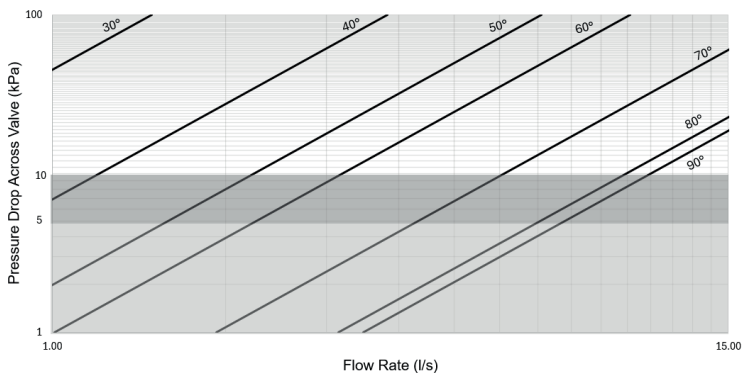
2" - Flow Diagram



2.1/2" - Flow Diagram



3" - Flow Diagram

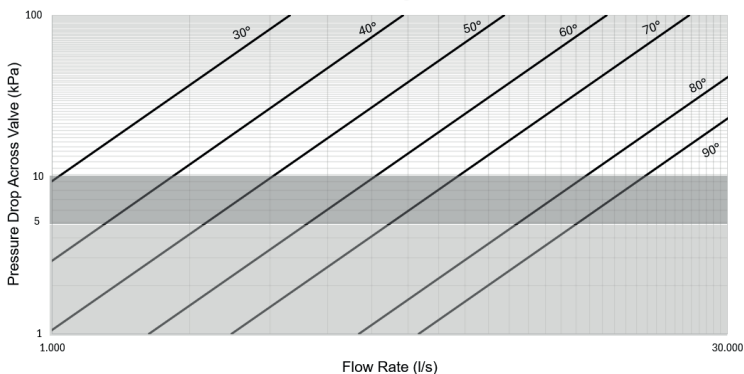


# ART 2115GB

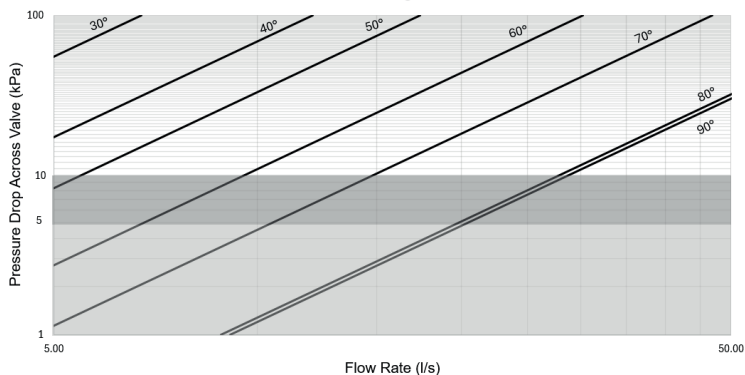
## Fixed Orifice Regulating Wafer Butterfly Valve



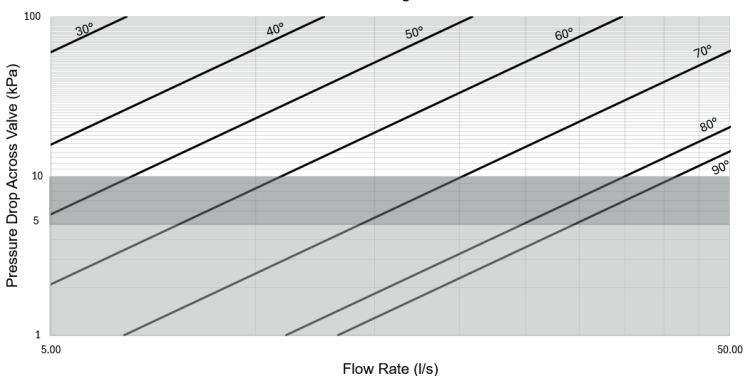
4" - Flow Diagram



5" - Flow Diagram



6" - Flow Diagram



# ART 2115GB

## Fixed Orifice Regulating Wafer Butterfly Valve

